

**ADMINISTRATIVE FINANCE COMMITTEE MEETING**

**Wednesday, December 6, 2023 10:00 a.m.**

Council Chambers or Teleconference (ZOOM):

DIAL: +1 646 558 8656 US & INCLUDE THE MEETING ID: 456-920-3798 & PRESS #.

JOIN ONLINE AT: <https://us02web.zoom.us/j/4569203798>.

Committee responsibilities: Personnel, Worker's Compensation, Pension, Insurance's, Training, Appointments to Boards/Commissions, Policies, Hiring of Administrative Staff, Monthly Finance Reports, Budgeting, Capital Improvements, Pension, Contribution Requests – Fiscal Recommendations, UDAG.

Committee Members: Justin Hummel (Chair), Toni Bell, Bonnie Crawford and Vince DeMelfi.

**Citizens to be heard:**

Kristina Marsten, Brown & Brown – Medical Insurance

1. Approval of the meeting minutes from the November 8, 2023 meeting.
2. Approval of the list of November vendors.
3. Approval of November list of bills.
4. Approval to change from WEX to Flores for the health reimbursement account.
5. Approval of Seda-COG invoice in the amount of \$3,560 for FFY 2021-DR CDBG-DR, Honeysuckle Lane Stormwater Mitigation.
6. Approval of Seda-COG invoice in the amount of \$1,550 for the HOME program
7. Approval of Seda-COG invoice in the \$9,954 for FFY 2022 CDBG Entitlement - W. Pine Avenue parking lot.
8. Approval of Seda-COG invoice in the \$9,954 for FFY 2022 CDBG Entitlement - E. Pine Avenue parking lot.
9. Approval to pay Bonnie Crawford \$32.50 for 2022 fountain decoration and \$95.08 for 2023 fountain decoration.
10. Approval to return \$781.85 in unused funds to PEMA from the Flood Mitigation Assistance Grant program.
11. Approval to close bank account: Flood Mitigation Assistance Program Account ending with 9840.

12. Discussion of Cold Weather Emergency Shelter.
13. Review of the November 11/15/ 2023 Safety Committee minutes.
14. Review of the 2023 financials through 11/30/2023.
15. Review of the specific revenue from 2019-2023.
16. Review of the American Rescue Plan grant spending.
17. Discussion of 2024 check signors: Justin Hummel, Toni Bell, Vince DeMelfi are the current signors.
18. Discussion of reappointments to Boards and Commissions (E-mail sent on 11/17/2023).
19. Approval of accepting James Letterman six-month probationary period in the Recycling department with the effective date of 12/12/2023.
20. Approval of Keystone Consulting Engineers as engineer for the Planning Commission.
21. Updates:
  - a. Justin Hummel-Library
  - b. Toni Bell- Child Development Center
  - c. Bonnie Crawford- Community Impact Fund
  - d. Vince DeMelfi- Tax Committee- plan for 2024
22. Vacancies-
  - (1) Code Appeal Board. Term expires 12/31/2025. Hearing time varies when occasion arises.
  - (2) Code Appeal Board Alternates. Terms expires 12/31/2025. Hearing time varies when occasion arises.
  - (1) Zoning Hearing Board Alternate. Term expires 12/31/2024.
  - (1) Human Relations Commission. Term expires 12/31/2025.

**Old business:**

- Cameras System – Flock Safety
- American Rescue Funds- Say Weather Station- \$43,848.75 (\$32,000 2022 GF, \$11,848.75 American Rescue).

**Next meeting: January 10, 2024**

**Administrative/Finance Committee Minutes  
Wednesday, November 8, 2023, 10:00 a.m.**

The meeting was called to order at 10:00 a.m., present were Council Members Justin Hummel, Bonnie Crawford, Toni Bell (10:04 a.m.- Zoom), Vince DeMelfi, Jim Garman (Zoom), Town Manager/Secretary/Treasurer Lisa Dooley, Police Chief Scott Price, Director of Finance Kim Pogash, Director of Code Enforcement Mike Reffeor (Zoom), Director of Governmental Services Charles Fritz, Airport Coordinator BJ Teichman (Zoom), and Administrative Assistant Christine Meeker. Also present was MJ Mahon.

On a motion by B. Crawford, seconded by T. Bell, and voted on unanimously, the Committee approved the meeting minutes from the October 4, 2023 meeting with the addition of the Bay Team being added to the minutes for clarification. It was noted that the wording was already part of the fee resolution.

On a motion by B. Crawford, seconded by T. Bell, and voted on unanimously, the Committee recommends Council approve the list of October vendors.

On a motion by B. Crawford, seconded by T. Bell, and voted on unanimously, the Committee recommends Council approve the list of October bills.

On a motion with regret by T. Bell, seconded by B. Crawford, and voted on unanimously, the Committee recommends Council approve the resignation of Betts Cassidy from the Human Relations Commission with a term expiring 12/31/2023.

On a motion by B. Crawford, seconded by T. Bell, and voted on unanimously, the Committee recommends Council approve hiring a 2024 seasonal compost site attendant at the rate of \$15 an hour. It was mentioned that Chris Young would be the candidate.

On a motion by B. Crawford seconded by T. Bell, and voted on unanimously, the Committee recommends Council approve closing the bank account: CDBG Program Income Account ending with 8124.

The below projects were discussed and for the understanding that American Rescue Funds will be assigned to finance the project.

On a motion by T. Bell, seconded by B. Crawford, and voted on unanimously, the Committee recommends Council place the Say Weather Station project for the airport on hold for future discussions.

On a motion by T. Bell, seconded by B. Crawford, and voted on unanimously the Committee recommends Council approve the purchase of a Ford F-350 Pick-up/Snow setup in the amount of \$62,335 for the public works department.

On a motion by B. Crawford, seconded by V. DeMelfi, and voted on unanimously, the Committee recommends Council approve the purchase of 18 pistols in the amount of \$18,407.20 for the police department.

On a motion by T. Bell, seconded by B. Crawford, and voted on unanimously, the Committee recommends Council approve the purchase of Life Vac Anti-Choking devices in the amount of \$1,300 for the police department.

On a motion by B. Crawford, seconded by T. Bell, and voted on unanimously, the Committee recommends Council approve up to \$5,000 for engineering proposals for ADA compliance for Town Hall.

On a motion by T. Bell, seconded by B. Crawford, and voted on unanimously, the Committee recommends Council approve up to \$30,000 for software to replace the visual alert system for the police department

On a motion by T. Bell, seconded by B. Crawford, and voted on unanimously, the Committee recommends Council approve up to \$15,000 for a parking pay app for the police department .

On a motion by T. Bell, seconded by B. Crawford, and voted on unanimously, the Committee recommends Council approve up to \$60,000 for IT upgrades for police and administration.

On a motion by B. Crawford, seconded by T. Bell, and voted on unanimously, the Committee recommends Council approve up to \$50,000 for an overall camera system for the Town.

On motion by T. Bell, seconded by B. Crawford, and voted on unanimously, the Committee recommends Council approve investigating the solar power project for the Town.

The Committee reviewed the Safety Committee minutes from the October 11, 2023 meeting.

The Committee reviewed the 2023 financials.

The Committee reviewed the specific revenue from 2019-2023 and the American Rescue Plan grant spending.

The Committee discussed increasing the monthly hanger fees for 2024 at the airport along with other potential changes. The Committee will see those changes in an updated fee resolution for the Council meeting.

On a motion by V. DeMelfi, seconded by T. Bell, and voted on unanimously, the Committee adjourned into an executive session at 12:22 p.m. to discuss a public works personnel matter. The executive session ended at 12:26 p.m.

Notes taken by Christine Meeker and reviewed by Lisa Dooley.

## Town of Bloomsburg

## List of Vendors- November 2023

Vendor	Description of Payable	Amount
Myron J Kindig	Duplicate Payment Reimbursement-Recycling	\$ 72.00
Schichtels Nursery, Inc	Trees- PW and Shade Tree	\$ 4,459.00
Nicholas Thorpe	Mileage Reimbursement- Police	\$ 225.98
Park Harrisburg	Parking-Training- Police	\$ 30.00
Fresca Burger & Chicken Shack	Meal-Training-Police	\$ 12.17
Mark Hileman	CDL Reimbursement-Recycling	\$ 123.50
Servico	Serving legal Paperwork-Codes	\$ 30.00
Stephen Kaminski	Ticket overpayment- Police	\$ 40.00

## BILLS TO BE ACKNOWLEDGED

December 6, 2023

Fund			
01	GENERAL FUND:		
400/486		Administration	\$ 91,654.27
409		Town Buildings	\$ 2,097.02
410		Police Protection	\$ 54,012.15
413		Code Enforcement & Zoning	\$ 6,814.98
415		Emergency Management	\$ 232.62
430/431/433/435/436/437		Public Works	\$ 1,901,611.57
440		Airport	\$ 5,574.10
454		Town Park	\$ 4,178.72
455		Shade Tree	\$ 2,139.00
		Total	<u>\$ 2,068,314.43</u>
02	STREET LIGHTING FUND		\$ 4,360.99
03	FIRE FUND		\$ 15,865.30
04	RECYCLING FUND		\$ 19,193.95
32	POOL FUND		\$ 182,278.91
35	LIQUID FUELS FUND		\$ 458.87
37	AIRPORT FUND		\$ 88,752.28
41	CDBG ENTITLEMENT		\$ 365,756.95
42	CDBG-DR/ FMA		\$ 100,242.90
01	NOVEMBER PAYROLL		\$ 430,726.23
	TOTAL BILLS TO BE APPROVED		<u>\$ 3,275,950.81</u>

# Financial Transactions

# Town of Bloomsburg

12/01/2023

From: 11/01/2023

To: 11/30/2023

Paid Date	Vendor Name	Invoice #	Bank/Check No	Check Dist Am
<b>01-201-00-2013 Prepaid Expenses</b>				
11/15/2023	Commonwealth of Pennsylvania	11.14.2023	1 9798	\$35.00
11/15/2023	Freedom Systems Corp.	1016326	1 9799	\$2,639.00
11/15/2023	Freedom Systems Corp.	1016345	1 9799	\$2,880.00
Ledger Total:				\$5,554.00
<b>01-214-00-2214 Employee Pension Withheld</b>				
11/01/2023	Journey Bank	10.31.2023	1 9766	\$5,561.55
11/30/2023	Journey Bank	11.28.2023	1 9822	\$8,965.05
Ledger Total:				\$14,526.60
<b>01-215-00-2215 Deferred Compensation Payments</b>				
11/01/2023	Lincoln Invest. Planning LLC	1968541	1 9768	\$5,098.94
11/30/2023	Lincoln Invest. Planning LLC	11.28.2023	1 9824	\$8,206.26
Ledger Total:				\$13,305.20
<b>01-218-00-2218 USW Dues Withheld</b>				
11/01/2023	USW	10.31.2023	1 9774	\$984.23
11/30/2023	USW	11.28.2023	1 9839	\$1,436.03
Ledger Total:				\$2,420.26
<b>01-218-00-2228 Teamsters Dues Withheld</b>				
11/01/2023	Teamsters Local #764	10.31.2023	1 9770	\$1,235.00
11/30/2023	Teamsters Local #764	11.28.2023	1 9835	\$1,408.00
Ledger Total:				\$2,643.00
<b>01-227-00-2227 Police Benevolent Withheld</b>				
11/01/2023	Bloomsburg Police Benevolent	10.31.2023	1 9763	\$120.00
11/30/2023	Bloomsburg Police Benevolent	11.28.23	1 9818	\$196.00
Ledger Total:				\$316.00
<b>01-229-00-2229 AFLAC - PRE Withheld</b>				
11/01/2023	Aflac	599360	1 9760	\$364.86
11/30/2023	Aflac	954512	1 9816	\$608.13
Ledger Total:				\$972.99
<b>01-230-00-2230 AFLAC - POST Withheld</b>				
11/01/2023	Aflac	599360	1 9760	\$240.84
11/30/2023	Aflac	954512	1 9816	\$442.02
Ledger Total:				\$682.86
<b>01-331-00-4310 Police Fines</b>				
11/30/2023	Stephen Kaminski	11.28.2023	1 9834	\$40.00
Ledger Total:				\$40.00
<b>01-400-00-5156 Health Insurance</b>				
11/16/2023	Geisinger Health Plan	233130001964	1 9812	\$2,878.56
Ledger Total:				\$2,878.56
<b>01-400-00-5158 Life and Disability Insurance</b>				
11/01/2023	The Standard	10.31.2023	1 9772	\$35.48
11/30/2023	The Standard	11.28.2023	1 9837	\$35.48
Ledger Total:				\$70.96
<b>01-400-00-5320 Communications Expense</b>				

# Financial Transactions

# Town of Bloomsburg

12/01/2023

From: 11/01/2023

To: 11/30/2023

Paid Date	Vendor Name	Invoice #	Bank/Check No		Check Dist Am
11/01/2023	Airiam	31029	1	9761	\$319.95
11/07/2023	Airiam	961557	1	9775	\$281.25
11/09/2023	Zoom Video Communications, Inc.	224869165	77	20417	\$65.99
11/15/2023	AppRiver LLC	2743500	77	20420	\$102.15
11/15/2023	Service Electric Cablevision	11.10.23-4	77	20426	\$295.65
Ledger Total:					\$1,064.99
<b>01-400-00-5370</b>		<b>Maintenance and Repair</b>			
11/07/2023	Leaf	15558292	1	9783	\$154.93
Ledger Total:					\$154.93
<b>01-400-00-5470</b>		<b>General Expense</b>			
11/15/2023	W.B. Mason Co., Inc.	241804920	77	20427	\$14.84
11/15/2023	W.B. Mason Co., Inc.	242135833	77	20427	\$16.84
11/15/2023	W.B. Mason Co., Inc.	CM2220753	77	20427	(\$4.38)
11/15/2023	W.B. Mason Co., Inc.	CM2257435	77	20427	(\$4.38)
Ledger Total:					\$22.92
<b>01-400-00-5882</b>		<b>EDCDI Grant \$50,000 BART</b>			
11/16/2023	Mitchell Knorr Contracting	11.16.2023	1	9813	\$50,000.00
Ledger Total:					\$50,000.00
<b>01-409-00-4636</b>		<b>Town Hall- Cleaning</b>			
11/07/2023	Millers Cleaning Service	518754	1	9784	\$462.19
11/07/2023	Millers Cleaning Service	518757	1	9784	\$425.00
11/07/2023	Millers Cleaning Service	518303	1	9784	\$324.06
11/15/2023	Walmart Community	2000113-88361999	77	20428	\$58.00
Ledger Total:					\$1,269.25
<b>01-409-00-5361</b>		<b>Town Hall Utilities</b>			
11/07/2023	Snyder Brothers Inc.	R-174486	1	9791	\$2.44
11/09/2023	UGI Penn Natural Gas, Inc.	11.3.2023-2	77	20416	\$38.29
11/15/2023	PPL Electric Utilities	11.14.2023-1	1	9805	\$534.37
11/16/2023	Veolia Water PA	11.16.2023-1	1	9815	\$31.06
Ledger Total:					\$606.16
<b>01-409-00-5380</b>		<b>Town Hall Maintenance</b>			
11/07/2023	Coles Hardware	4217831	1	9777	\$10.79
11/07/2023	Coles Hardware	4218037	1	9777	\$2.28
11/07/2023	Coles Hardware	4234258	1	9777	\$19.78
11/07/2023	Coles Hardware	4255681	1	9777	\$11.86
11/07/2023	Coles Hardware	4256547	1	9777	\$11.86
11/07/2023	Coles Hardware	4273270	1	9777	\$4.80
11/07/2023	Home Depot Credit Services	3023320	1	9782	\$29.00
11/07/2023	Home Depot Credit Services	11831	1	9782	\$55.26
11/07/2023	Home Depot Credit Services	11881	1	9782	\$35.98
11/09/2023	Keystone Pest Management LLC	11165	77	20413	\$40.00
Ledger Total:					\$221.61
<b>01-410-00-5156</b>		<b>Health Insurance</b>			
11/16/2023	Geisinger Health Plan	233130001964	1	9812	\$38,996.04



# Financial Transactions

Town of Bloomsburg

12/01/2023

From: 11/01/2023 To: 11/30/2023

Paid Date	Vendor Name	Invoice #	Bank/Check No	Check Dist Am
11/30/2023	Geisinger Health Plan	233130000785	1 9819	\$155.00
<b>Ledger Total:</b>				<b>\$39,151.04</b>
<b>01-410-00-5157</b>	<b>Medical</b>			
11/30/2023	Vision Benefits of America	1785483	1 9841	\$263.10
<b>Ledger Total:</b>				<b>\$263.10</b>
<b>01-410-00-5158</b>	<b>Life and Disability Insurance</b>			
11/01/2023	The Hartford	240935112776	1 9771	\$295.80
11/01/2023	The Standard	10.31.2023	1 9772	\$541.70
11/30/2023	The Hartford	240939661797	1 9836	\$306.44
11/30/2023	The Standard	11.28.2023	1 9837	\$578.58
<b>Ledger Total:</b>				<b>\$1,722.52</b>
<b>01-410-00-5231</b>	<b>Gas, Oil and Grease</b>			
11/15/2023	Wex Bank	92910837	1 9809	\$103.10
<b>Ledger Total:</b>				<b>\$103.10</b>
<b>01-410-00-5238</b>	<b>Uniforms</b>			
11/09/2023	Cintas Fas Lockbox 636525	4172236028	77 20411	\$53.01
11/09/2023	Galls, LLC	025917189	77 20412	\$24.84
11/09/2023	Galls, LLC	025947763	77 20412	\$146.08
11/09/2023	Galls, LLC	025972103	77 20412	\$114.40
11/09/2023	Galls, LLC	025972325	77 20412	\$404.76
11/30/2023	Kim Fisher	11.28.2023	1 9823	\$40.00
<b>Ledger Total:</b>				<b>\$783.09</b>
<b>01-410-00-5240</b>	<b>Materials and Supplies</b>			
11/15/2023	Amazon	111-2667464-3780204	77 20419	\$226.35
11/15/2023	Cintas Fas Lockbox 636525	4172973251	77 20422	\$53.01
11/15/2023	Office Depot	336471071-001	77 20425	\$216.04
<b>Ledger Total:</b>				<b>\$495.40</b>
<b>01-410-00-5320</b>	<b>Communications Expense</b>			
11/01/2023	Airiam	31029	1 9761	\$1,169.81
11/07/2023	Airiam	961557	1 9775	\$562.50
11/15/2023	AppRiver LLC	2743500	77 20420	\$178.20
11/15/2023	Service Electric Cablevision	11.10.23-1	77 20426	\$342.56
11/15/2023	Service Electric Cablevision	11.10.23-6	77 20426	\$126.23
11/30/2023	Airiam	29700	1 9817	\$607.08
11/30/2023	Airiam	31526	1 9817	\$363.33
11/30/2023	Airiam	31597	1 9817	\$672.91
<b>Ledger Total:</b>				<b>\$4,022.62</b>
<b>01-410-00-5340</b>	<b>Advertising and Printing</b>			
11/09/2023	Bird Printing Co.	75319	77 20410	\$152.00
<b>Ledger Total:</b>				<b>\$152.00</b>
<b>01-410-00-5361</b>	<b>Utilities</b>			
11/09/2023	UGI Penn Natural Gas, Inc.	11.3.2023-3	77 20416	\$28.71
11/15/2023	PPL Electric Utilities	11.14.2023-1	1 9805	\$609.45
11/15/2023	Veolia Water PA	11.14.2023-7	1 9808	\$35.92

## Financial Transactions

## Town of Bloomsburg

12/01/2023

From: 11/01/2023 To: 11/30/2023

Paid Date	Vendor Name	Invoice #	Bank/Check No	Check Dist Am
			Ledger Total:	\$674.08
<b>01-410-00-5371</b>	<b>Maintenance- Police Vehicles</b>			
11/09/2023	The Washery System Car Wash	11.3.2023	77 20415	\$10.00
			Ledger Total:	\$10.00
<b>01-410-00-5372</b>	<b>Pango Expense</b>			
11/30/2023	Mobile Smart City Corp.	BLO-2023-2	1 9828	\$1,292.00
			Ledger Total:	\$1,292.00
<b>01-410-00-5374</b>	<b>Equipment Maintenance</b>			
11/07/2023	Leaf	15558292	1 9783	\$206.57
			Ledger Total:	\$206.57
<b>01-410-00-5384</b>	<b>Building Maintenance</b>			
11/09/2023	Keystone Pest Management LLC	11135	77 20413	\$42.00
			Ledger Total:	\$42.00
<b>01-410-00-5385</b>	<b>Cleaning - Police Building</b>			
11/07/2023	Millers Cleaning Service	518303	1 9784	\$414.38
11/07/2023	Millers Cleaning Service	518754	1 9784	\$488.75
11/07/2023	Millers Cleaning Service	518757	1 9784	\$478.13
			Ledger Total:	\$1,381.26
<b>01-410-00-5386</b>	<b>Cleaning - Parking</b>			
11/07/2023	Millers Cleaning Service	518754	1 9784	\$53.13
11/07/2023	Millers Cleaning Service	518757	1 9784	\$42.50
11/07/2023	Millers Cleaning Service	518303	1 9784	\$42.50
			Ledger Total:	\$138.13
<b>01-410-00-5460</b>	<b>Training</b>			
11/30/2023	Joshua Dombrosky	11.28.2023	1 9821	\$9.97
			Ledger Total:	\$9.97
<b>01-410-00-5470</b>	<b>General Expense</b>			
11/15/2023	Nicholas Thorpe	11.14.2023	1 9803	\$225.98
			Ledger Total:	\$225.98
<b>01-410-00-5504</b>	<b>DUI Processing Center</b>			
11/01/2023	Airiam	31029	1 9761	\$39.99
11/01/2023	Becks Lock and Key	4203	1 9762	\$10.00
11/07/2023	Leaf	15558292	1 9783	\$51.64
11/07/2023	Millers Cleaning Service	518757	1 9784	\$21.26
11/07/2023	Millers Cleaning Service	518303	1 9784	\$26.57
11/07/2023	Snyder Brothers Inc.	R-174486	1 9791	\$4.26
11/09/2023	UGI Penn Natural Gas, Inc.	11.3.2023-4	77 20416	\$28.71
11/15/2023	AppRiver LLC	2743500	77 20420	\$5.94
11/15/2023	PPL Electric Utilities	11.14.2023-1	1 9805	\$88.44
11/15/2023	Service Electric Cablevision	11.10.23-1	77 20426	\$43.08
11/15/2023	Veolia Water PA	11.14.2023-8	1 9808	\$20.40
			Ledger Total:	\$340.29
<b>01-413-00-5156</b>	<b>Health Insurance</b>			
11/16/2023	Geisinger Health Plan	233130001964	1 9812	\$2,885.85

## Financial Transactions

## Town of Bloomsburg

12/01/2023

From: 11/01/2023 To: 11/30/2023

Paid Date	Vendor Name	Invoice #	Bank/Check No	Check Dist Am
			Ledger Total:	\$2,885.85
<b>01-413-00-5158</b>		<b>Life and Disability Insurance</b>		
11/01/2023	The Standard	10.31.2023	1 9772	\$51.67
11/30/2023	The Standard	11.28.2023	1 9837	\$51.67
			Ledger Total:	\$103.34
<b>01-413-00-5240</b>		<b>Materials and Supplies</b>		
11/30/2023	RR Donnelley & Sons Co.	863005205	1 9831	\$42.35
			Ledger Total:	\$42.35
<b>01-413-00-5313</b>		<b>Engineering Services</b>		
11/01/2023	Keystone Consulting Engineers	193681	1 9767	\$88.50
11/01/2023	Keystone Consulting Engineers	193121	1 9767	\$472.00
11/01/2023	Keystone Consulting Engineers	193122	1 9767	\$206.50
11/01/2023	Keystone Consulting Engineers	193123	1 9767	\$59.00
11/01/2023	Keystone Consulting Engineers	193679	1 9767	\$472.00
11/01/2023	Keystone Consulting Engineers	193680	1 9767	\$914.50
11/15/2023	Keystone Consulting Engineers	194113	1 9801	\$531.00
11/15/2023	Keystone Consulting Engineers	194111	1 9801	\$147.50
11/15/2023	Keystone Consulting Engineers	194112	1 9801	\$442.50
			Ledger Total:	\$3,333.50
<b>01-413-00-5314</b>		<b>Legal Services</b>		
11/30/2023	Servico	1900713	1 9832	\$30.00
			Ledger Total:	\$30.00
<b>01-413-00-5318</b>		<b>Stenographer Services</b>		
11/01/2023	Ervin Blank Associates, Inc.	14415	1 9764	\$150.00
			Ledger Total:	\$150.00
<b>01-413-00-5320</b>		<b>Communications Expense</b>		
11/01/2023	Airiam	31029	1 9761	\$119.97
11/15/2023	AppRiver LLC	2743500	77 20420	\$23.76
			Ledger Total:	\$143.73
<b>01-413-00-5370</b>		<b>Maintenance and Repair</b>		
11/07/2023	Leaf	15558292	1 9783	\$103.29
			Ledger Total:	\$103.29
<b>01-413-00-5470</b>		<b>General Expense</b>		
11/15/2023	W.B. Mason Co., Inc.	241804920	77 20427	\$14.84
11/15/2023	W.B. Mason Co., Inc.	CM2257435	77 20427	(\$4.38)
11/15/2023	W.B. Mason Co., Inc.	242135833	77 20427	\$16.84
11/15/2023	W.B. Mason Co., Inc.	CM2220753	77 20427	(\$4.38)
			Ledger Total:	\$22.92
<b>01-415-00-5320</b>		<b>Communications Expense</b>		
11/07/2023	United States Parcel Service,	11.7.23	1 9794	\$206.91
			Ledger Total:	\$206.91
<b>01-415-00-5360</b>		<b>Utilities</b>		
11/15/2023	PPL Electric Utilities	11.14.2023-1	1 9805	\$25.71
			Ledger Total:	\$25.71

## Financial Transactions

## Town of Bloomsburg

12/01/2023

From: 11/01/2023 To: 11/30/2023

Paid Date	Vendor Name	Invoice #	Bank/Check No	Check Dist Am
<b>01-430-00-5156 Health Insurance</b>				
11/16/2023	Geisinger Health Plan	233130001964	1 9812	\$20,001.37
<b>Ledger Total:</b>				<b>\$20,001.37</b>
<b>01-430-00-5158 Life and Disability Insurance</b>				
11/01/2023	The Standard	10.31.2023	1 9772	\$181.19
11/30/2023	The Standard	11.28.2023	1 9837	\$181.19
<b>Ledger Total:</b>				<b>\$362.38</b>
<b>01-430-00-5240 Materials &amp; Supplies</b>				
11/07/2023	Coles Hardware	4255697	1 9777	\$27.08
11/07/2023	Coles Hardware	4257492	1 9777	\$9.88
11/07/2023	Coles Hardware	4259197	1 9777	\$24.44
11/07/2023	Coles Hardware	4277030	1 9777	\$7.19
11/07/2023	Coles Hardware	4242317	1 9777	\$31.72
11/09/2023	Precision Welding & Tool Supply	82652	77 20414	\$5.83
11/30/2023	M & N Sales Co., Inc.	588326	1 9826	\$139.95
<b>Ledger Total:</b>				<b>\$246.09</b>
<b>01-430-00-5319 Cleaning</b>				
11/07/2023	Millers Cleaning Service	518303	1 9784	\$127.50
11/07/2023	Millers Cleaning Service	518754	1 9784	\$95.63
<b>Ledger Total:</b>				<b>\$223.13</b>
<b>01-430-00-5320 Communications Expense</b>				
11/15/2023	AppRiver LLC	2743500	77 20420	\$11.88
11/15/2023	Service Electric Cablevision	11.10.23-5	77 20426	\$45.70
<b>Ledger Total:</b>				<b>\$57.58</b>
<b>01-430-00-5360 Utilities</b>				
11/07/2023	Snyder Brothers Inc.	R-174486	1 9791	\$7.30
11/09/2023	UGI Penn Natural Gas, Inc.	11.3.2023-5	77 20416	\$44.67
11/15/2023	PPL Electric Utilities	11.14.2023-1	1 9805	\$210.68
11/15/2023	Veolia Water PA	11.14.2023-1	1 9808	\$363.48
11/15/2023	Veolia Water PA	11.14.2023-2	1 9808	\$75.87
<b>Ledger Total:</b>				<b>\$702.00</b>
<b>01-430-00-5379 Tri Parking Lot</b>				
11/07/2023	Schichtels Nursery, Inc.	002666501	1 9790	\$2,320.00
<b>Ledger Total:</b>				<b>\$2,320.00</b>
<b>01-430-00-5470 General Expense</b>				
11/15/2023	W.B. Mason Co., Inc.	241804920	77 20427	\$14.84
11/15/2023	W.B. Mason Co., Inc.	242135833	77 20427	\$16.84
11/15/2023	W.B. Mason Co., Inc.	CM2220753	77 20427	(\$4.38)
11/15/2023	W.B. Mason Co., Inc.	CM2257435	77 20427	(\$4.38)
11/15/2023	Work Place Health	101099	1 9810	\$137.00
<b>Ledger Total:</b>				<b>\$159.92</b>
<b>01-431-00-5317 Trash Removal</b>				
11/07/2023	Swisher Disposal Service	11.7.2023	1 9793	\$250.00
<b>Ledger Total:</b>				<b>\$250.00</b>

## Financial Transactions

## Town of Bloomsburg

12/01/2023

From: 11/01/2023 To: 11/30/2023

Paid Date	Vendor Name	Invoice #	Bank/Check No	Check Dist Am
<b>01-433-00-5364 Traffic Signal Electrical Cost</b>				
11/15/2023	PPL Electric Utilities	11.14.2023-1	1 9805	\$105.85
<b>Ledger Total:</b>				<b>\$105.85</b>
<b>01-433-00-5975 American Rescue Plan</b>				
11/01/2023	H & K Group, Inc.	11.1.2023	1 9765	\$95,012.48
11/07/2023	H & K Group, Inc.	11.7.23	1 9781	\$220,752.66
11/07/2023	Leaf	15558292	1 9783	\$205.00
11/16/2023	Mitchell Knorr Contracting	11.16.2023	1 9813	\$598,316.11
11/30/2023	Livic Civil	6404	1 9825	\$18,895.00
11/30/2023	Livic Civil	6403	1 9825	\$456.84
11/30/2023	Livic Civil	6354	1 9825	\$3,287.50
11/30/2023	Livic Civil	6353	1 9825	\$3,076.25
11/30/2023	Livic Civil	6407	1 9825	\$21,317.50
<b>Ledger Total:</b>				<b>\$961,319.34</b>
<b>01-433-00-5988 Parking Lots Pine/E.Pine/W. Pi</b>				
11/13/2023	Journey Bank	11.10.23	1 9796	\$6,679.31
11/16/2023	Robert C. Young, Inc.	11.16.2023	1 9814	\$595,948.94
11/30/2023	Northeast Tree Service Inc.	484	1 9830	\$850.00
<b>Ledger Total:</b>				<b>\$603,478.25</b>
<b>01-435-00-5246 Street Excavation</b>				
11/01/2023	H & K Group, Inc.	11.1.2023	1 9765	\$341,487.09
11/07/2023	H & K Group, Inc.	11.7.23	1 9781	(\$33,803.09)
11/30/2023	Livic Civil	6346	1 9825	\$183.75
11/30/2023	Livic Civil	6406	1 9825	\$3,238.75
<b>Ledger Total:</b>				<b>\$311,106.50</b>
<b>01-437-00-5374 Equipment Maintenance</b>				
11/07/2023	Leaf	15558292	1 9783	\$103.29
11/15/2023	Bradco Supply Co.	232636	77 20421	\$1,105.00
11/15/2023	Jerrys Engine Repair	11.14.2023	1 9800	\$37.90
11/30/2023	Tractor Supply Credit Plan	300797088	1 9838	\$32.97
<b>Ledger Total:</b>				<b>\$1,279.16</b>
<b>01-440-00-5156 Health Insurance</b>				
11/16/2023	Geisinger Health Plan	233130001964	1 9812	\$961.95
<b>Ledger Total:</b>				<b>\$961.95</b>
<b>01-440-00-5158 Life &amp; Disability Ins.</b>				
11/01/2023	The Standard	10.31.2023	1 9772	\$17.74
11/30/2023	The Standard	11.28.2023	1 9837	\$17.74
<b>Ledger Total:</b>				<b>\$35.48</b>
<b>01-440-00-5232 Insurance/Accident Expense</b>				
11/07/2023	Suburban Fence Co.	028786	1 9792	\$3,490.00
<b>Ledger Total:</b>				<b>\$3,490.00</b>
<b>01-440-00-5320 Communications Expense</b>				
11/07/2023	Airiam	961557	1 9775	\$31.25
11/15/2023	AppRiver LLC	2743500	77 20420	\$5.94

## Financial Transactions

## Town of Bloomsburg

12/01/2023

From: 11/01/2023

To: 11/30/2023

Paid Date	Vendor Name	Invoice #	Bank/Check No		Check Dist Am
11/15/2023	Service Electric Cablevision	11.10.23-2	77	20426	\$18.96
			Ledger Total:		\$56.15
<b>01-440-00-5360</b>	<b>Utilities</b>				
11/07/2023	PPL Electric Utilities	11.7.2023-2	1	9788	\$37.30
11/15/2023	PPL Electric Utilities	11.14.2023-1	1	9805	\$202.57
11/16/2023	Veolia Water PA	11.16.2023-2	1	9815	\$39.01
			Ledger Total:		\$278.88
<b>01-440-00-5370</b>	<b>Maintenance and Repair</b>				
11/07/2023	Leaf	15558292	1	9783	\$51.64
			Ledger Total:		\$51.64
<b>01-440-00-5470</b>	<b>General Expense</b>				
11/30/2023	Harrell Automatic Sprinkler	36032	1	9820	\$700.00
			Ledger Total:		\$700.00
<b>01-454-00-5360</b>	<b>Utilities</b>				
11/07/2023	Veolia Water PA	11.6.23-1	1	9795	\$228.31
11/15/2023	PPL Electric Utilities	11.14.2023-1	1	9805	\$1,059.62
11/15/2023	Veolia Water PA	11.14.2023-4	1	9808	\$58.41
11/30/2023	Veolia Water PA	11.28.2023-2	1	9840	\$61.31
			Ledger Total:		\$1,407.65
<b>01-454-00-5370</b>	<b>Maintenance and Repair</b>				
11/07/2023	Coles Hardware	4274235	1	9777	\$24.14
			Ledger Total:		\$24.14
<b>01-454-00-5384</b>	<b>Cleaning - Restrooms</b>				
11/07/2023	Millers Cleaning Service	518757	1	9784	\$924.38
11/07/2023	Millers Cleaning Service	518303	1	9784	\$892.50
11/07/2023	Millers Cleaning Service	518754	1	9784	\$892.50
			Ledger Total:		\$2,709.38
<b>01-454-00-5386</b>	<b>Dog Park</b>				
11/15/2023	Veolia Water PA	11.14.2023-3	1	9808	\$17.48
11/30/2023	Veolia Water PA	11.28.2023-1	1	9840	\$20.07
			Ledger Total:		\$37.55
<b>01-455-00-5261</b>	<b>Replacement Costs</b>				
11/07/2023	Schichtels Nursery, Inc.	002712601	1	9790	\$2,139.00
			Ledger Total:		\$2,139.00
<b>02-434-00-5365</b>	<b>Street Lighting Utilities</b>				
11/07/2023	PPL Electric Utilities	11.7.2023-1	1	9787	\$70.98
11/15/2023	PPL Electric Utilities	11.14.2023-1	1	9805	\$35.12
11/15/2023	PPL Electric Utilities	11.14.2023-3	1	9806	\$3,284.00
			Ledger Total:		\$3,390.10
<b>02-434-00-5366</b>	<b>Street Lighting Maintenance</b>				
11/15/2023	Mark Conner Electric LLC	231027-1	1	9802	\$970.89
			Ledger Total:		\$970.89
<b>03-411-00-5120</b>	<b>Salaries- Appointed Officials</b>				
11/16/2023	Bloomsburg Fire Department	11.16.2023	1	9811	\$1,250.00

3-10

## Financial Transactions

## Town of Bloomsburg

12/01/2023

From: 11/01/2023

To: 11/30/2023

Paid Date	Vendor Name	Invoice #	Bank/Check No	Check Dist Am
			Ledger Total:	\$1,250.00
<b>03-411-00-5363</b>	<b>Hydrant Service</b>			
11/15/2023	Veolia Water PA	11.14.2023-5	1 9808	\$3,509.79
			Ledger Total:	\$3,509.79
<b>03-411-00-5372</b>	<b>Maintenance- Fire Trucks</b>			
11/07/2023	Fire Line Equipment, LLC	56409	1 9780	\$2,350.64
11/07/2023	Fire Line Equipment, LLC	56409	1 9780	\$1,629.33
11/07/2023	Fire Line Equipment, LLC	56409	1 9780	\$4,325.77
11/07/2023	Fire Line Equipment, LLC	56409	1 9780	\$1,972.77
11/30/2023	Municipal Emergency Services	1941051	1 9829	\$325.00
			Ledger Total:	\$10,603.51
<b>03-411-00-5374</b>	<b>Equipment Maintenance</b>			
11/30/2023	Witmer Public Safety Grp, Inc.	359864	1 9842	\$322.00
			Ledger Total:	\$322.00
<b>03-411-00-5470</b>	<b>General Expense</b>			
11/15/2023	Alert-All Corp	223100650	77 20418	\$180.00
			Ledger Total:	\$180.00
<b>04-364-00-4648</b>	<b>Recycling Fees Spreadsheet</b>			
11/07/2023	Myron J Kindig	11.6.2023	1 9785	\$72.00
			Ledger Total:	\$72.00
<b>04-400-00-5156</b>	<b>Health Insurance</b>			
11/16/2023	Geisinger Health Plan	233130001964	1 9812	\$2,878.56
			Ledger Total:	\$2,878.56
<b>04-400-00-5158</b>	<b>Life and Disability Insurance</b>			
11/01/2023	The Standard	10.31.2023	1 9772	\$17.74
11/30/2023	The Standard	11.28.2023	1 9837	\$17.74
			Ledger Total:	\$35.48
<b>04-426-00-5156</b>	<b>Health Insurance</b>			
11/16/2023	Geisinger Health Plan	233130001964	1 9812	\$7,495.96
			Ledger Total:	\$7,495.96
<b>04-426-00-5158</b>	<b>Life and Disability Insurance</b>			
11/01/2023	The Standard	10.31.2023	1 9772	\$64.76
11/30/2023	The Standard	11.28.2023	1 9837	\$64.76
			Ledger Total:	\$129.52
<b>04-426-00-5231</b>	<b>Gas, Oil and Grease</b>			
11/15/2023	Hellers Gas Inc.	7266277	77 20424	\$146.64
11/15/2023	Hellers Gas Inc.	7307415	77 20424	\$173.76
11/15/2023	Hellers Gas Inc.	7277721	77 20424	\$163.93
11/15/2023	Hellers Gas Inc.	7292215	77 20424	\$234.44
			Ledger Total:	\$718.77
<b>04-426-00-5240</b>	<b>Materials and Supplies</b>			
11/15/2023	Harbor Freight Tools	02265851	77 20423	\$101.95
11/30/2023	Starr Portables	7733	1 9833	\$90.00
11/30/2023	Tractor Supply Credit Plan	300794731-1	1 9838	\$79.99

## Financial Transactions

## Town of Bloomsburg

12/01/2023

From: 11/01/2023

To: 11/30/2023

Paid Date	Vendor Name	Invoice #	Bank/Check No	Check Dist Am
			Ledger Total:	\$271.94
<b>04-426-00-5317</b>	<b>Trash Removal</b>			
11/07/2023	Swisher Disposal Service	11.7.2023	1 9793	\$400.00
			Ledger Total:	\$400.00
<b>04-426-00-5320</b>	<b>Communications Expense</b>			
11/01/2023	Airiam	31029	1 9761	\$39.99
11/07/2023	Airiam	961557	1 9775	\$31.25
11/15/2023	AppRiver LLC	2743500	77 20420	\$5.94
11/15/2023	Service Electric Cablevision	11.10.23-3	77 20426	\$50.57
			Ledger Total:	\$127.75
<b>04-426-00-5335</b>	<b>Weighing and Shipping</b>			
11/07/2023	CAP / EWG	Bloomsburg-10-23	1 9776	\$85.09
11/07/2023	Disposal Management Services,	3AX19669	1 9779	\$332.50
11/15/2023	OTT Trucking	11.14.2023	1 9804	\$500.00
			Ledger Total:	\$917.59
<b>04-426-00-5360</b>	<b>Utilities</b>			
11/07/2023	Veolia Water PA	11.6.23-2	1 9795	\$33.00
11/09/2023	UGI Penn Natural Gas, Inc.	11.3.23-1	77 20416	\$58.65
11/15/2023	PPL Electric Utilities	11.14.2023-1	1 9805	\$602.01
11/15/2023	Veolia Water PA	11.14.2023-6	1 9808	\$130.86
			Ledger Total:	\$824.52
<b>04-426-00-5374</b>	<b>Equipment Maintenance</b>			
11/07/2023	Leaf	15558292	1 9783	\$51.64
			Ledger Total:	\$51.64
<b>04-426-00-5379</b>	<b>Baler Expense</b>			
11/07/2023	Recycling Equipment Corporation	130998	1 9789	\$1,839.06
			Ledger Total:	\$1,839.06
<b>04-426-00-5384</b>	<b>Building and Grounds Maintenan</b>			
11/01/2023	H & K Group, Inc.	11.1.2023	1 9765	\$2,094.40
11/07/2023	Coles Hardware	4214389	1 9777	\$7.51
11/07/2023	Coles Hardware	4214763	1 9777	\$11.48
11/07/2023	Millers Cleaning Service	518303	1 9784	\$58.44
11/07/2023	Millers Cleaning Service	518757	1 9784	\$100.94
11/07/2023	Millers Cleaning Service	518754	1 9784	\$79.69
11/09/2023	Keystone Pest Management LLC	11049	77 20413	\$50.00
11/30/2023	Harrell Automatic Sprinkler	36031	1 9820	\$905.20
			Ledger Total:	\$3,307.66
<b>04-426-00-5470</b>	<b>General Expense</b>			
11/30/2023	Mark D. Hileman	11.28.2023	1 9827	\$123.50
			Ledger Total:	\$123.50
<b>32-452-00-5330</b>	<b>Cleaning</b>			
11/07/2023	Millers Cleaning Service	518303	1 9784	\$954.75
			Ledger Total:	\$954.75
<b>32-452-00-5366</b>	<b>Electrical Service</b>			



## Financial Transactions

## Town of Bloomsburg

12/01/2023

From: 11/01/2023 To: 11/30/2023

Paid Date	Vendor Name	Invoice #	Bank/Check No	Check Dist Am
11/07/2023	PPL Electric Utilities	11.6.2023	1 9786	\$66.11
			Ledger Total:	\$66.11
<b>32-452-00-5610</b>	<b>Construction Services</b>			
11/01/2023	Premier Pool	11.1.2023	1 9769	\$181,258.05
			Ledger Total:	\$181,258.05
<b>35-433-00-5364</b>	<b>Traffic Signal Electrical Cost</b>			
11/15/2023	PPL Electric Utilities	11.14.2023-2	35 2545	\$458.87
			Ledger Total:	\$458.87
<b>37-440-00-5712</b>	<b>Airport Fuel Farm</b>			
11/07/2023	Delta Airport Consultants, Inc.	19	1 9778	\$771.50
11/15/2023	Charles W. Grimm Contruction,	11.14.23	1 9797	\$87,980.78
			Ledger Total:	\$88,752.28
<b>41-434-00-5316</b>	<b>2018 CDBG</b>			
11/16/2023	Robert C. Young, Inc.	11.16.2023	1 9814	\$101,472.83
			Ledger Total:	\$101,472.83
<b>41-434-00-5318</b>	<b>2020 CDBG</b>			
11/15/2023	Charles W. Grimm Contruction,	11.14.23	1 9797	\$5,603.12
			Ledger Total:	\$5,603.12
<b>41-434-00-5320</b>	<b>CDBG-CV</b>			
11/15/2023	Charles W. Grimm Contruction,	11.14.23	1 9797	\$35,452.00
			Ledger Total:	\$35,452.00
<b>41-434-00-5321</b>	<b>2022 CDBG</b>			
11/16/2023	Robert C. Young, Inc.	11.16.2023	1 9814	\$9,954.00
			Ledger Total:	\$9,954.00
<b>41-434-00-5323</b>	<b>2023 CDBG</b>			
11/16/2023	Robert C. Young, Inc.	11.16.2023	1 9814	\$213,275.00
			Ledger Total:	\$213,275.00
<b>42-434-00-5610</b>	<b>Construction Services</b>			
11/15/2023	Sokol, Inc.	11.14.2023	1 9807	\$100,242.90
			Ledger Total:	\$100,242.90
			<b>Grand Total:</b>	<b>\$2,845,224.58</b>



## PROPOSAL FOR HRA ADMINISTRATION

# A Better Benefits Experience Starts Here

**PREPARED BY:**

Whitney Gelrod


[whitney.gelrod@flores247.com](mailto:whitney.gelrod@flores247.com)

Flores & Associates

**PREPARED FOR:**

Town of Bloomsburg

**DATE: 2023-10-11**



**At Flores, we realize there is no greater asset an organization has than its people.**

In Flores you will find an organization with a 30+ year history of delivering remarkable benefit experiences. We have grown from our benefit consulting roots in the Southeast to now serve over 7,000 employers nationwide. We are constantly seeking to expand our footprint and broaden our portfolio of benefit solutions to meet the needs of the employers, participants, and broker partners we serve.

You will find that Flores offers a level of expertise and experience that is rare. We strive to deliver service experiences that go beyond the expectations set by our industry and are committed to responsive communication and prompt issue resolution that will leave your team feeling well-served.

We would be honored to be your benefit partner. Thank you for the opportunity to share our benefit administration services with you.

Sincerely,

*Dan Taylor*

Dan Taylor  
Senior Vice President, Business Development  
Flores & Associates, LLC

# MEET A BETTER BENEFITS PARTNER

## A DIFFERENT APPROACH FOR BETTER RESULTS

At Flores, we combine a high-touch Dedicated Account Manager Service Model with an innovative proprietary technology platform to deliver the better benefits experience employers and participants deserve. We employ a team of quality assurance analysts to proactively monitor plan activity daily to ensure issues are identified and resolved early. Our reconciliation and reporting capabilities are unparalleled in the industry. When you choose Flores, you choose a partner who will leave your entire team feeling well-served.

## AN INDEPENDENT SINGLE SOURCE SOLUTION

Find complete plan design and compliance support when you choose Flores to design and administer your reimbursement plans, Compliance, COBRA, or Direct Bill programs. We help you realize full carrier independence. Our clients are free to change health insurance carriers or payroll providers without the need for painful changes to their FSA, HSA, Reimbursement Account, Compliance, Leave Solutions, and COBRA administration.



"I just wanted to take a moment to tell you how much I appreciate working with Flores. Working with Flores has been such a huge improvement over our previous provider, from the process of filing claims to receiving reimbursement to the easy-to-navigate web page! The availability of the Flores account managers (such as yourself) is also a huge bonus. So thank you for a job well done!"

-DAMITA ALLEN, Regulatory Coordinator, Worldwide Clinical Trials

# THE FLORES DIFFERENCE



Click to play video in browser

## WELCOME TO FLORES!

A better experience for your clients starts here.



**800,000+**

COBRA-ELIGIBLE  
LIVES IN ALL  
50 STATES



**97%**

RETENTION  
RATE



**6 MILLION+**

TRANSACTIONS  
PROCESSED  
ANNUALLY



**9,000+**

EMPLOYERS

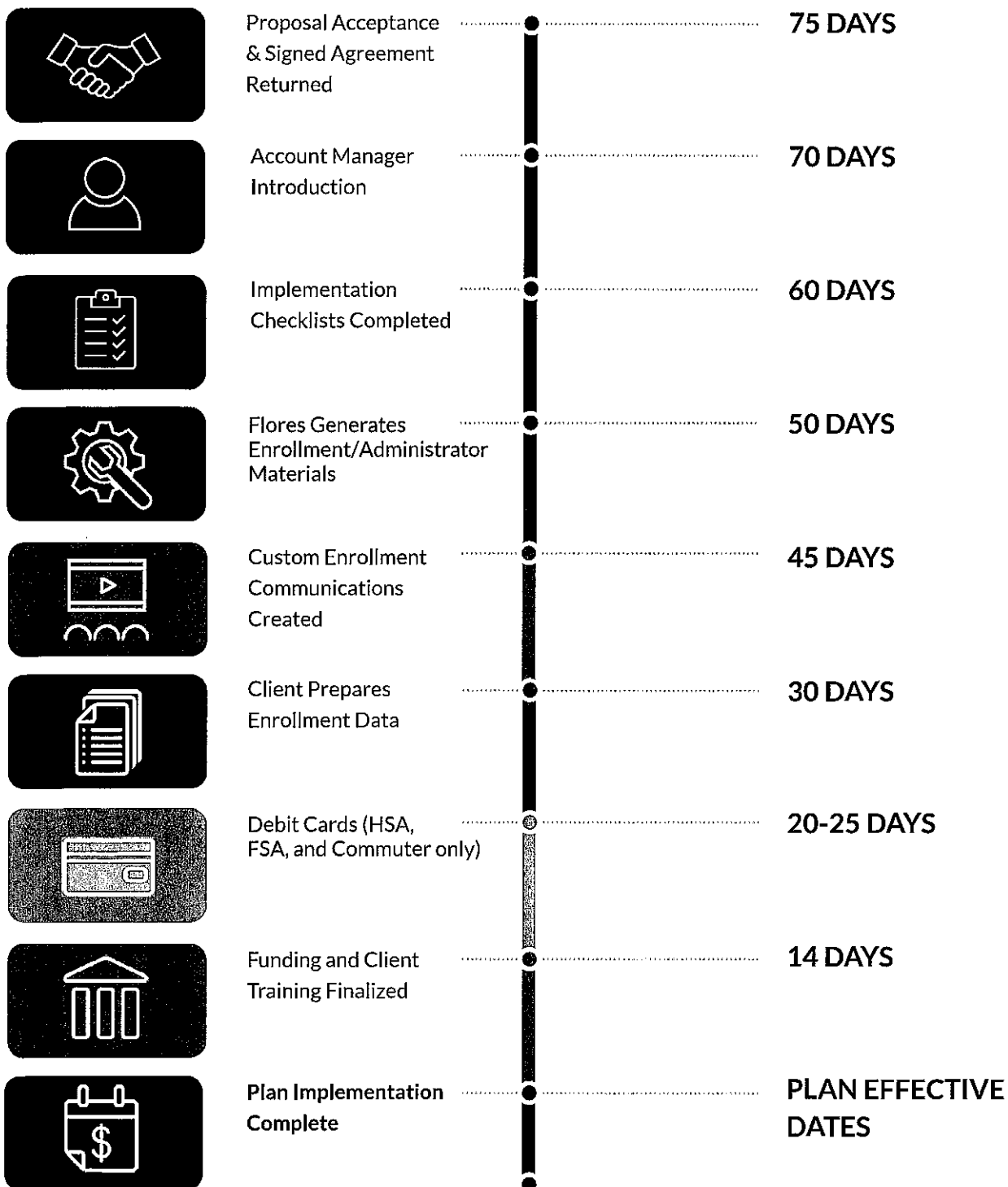


**100%**

OF CALLS  
ANSWERED BY  
A LIVE PERSON


# IMPLEMENTATION TIMELINE

A recommended implementation timeline is below. When you engage services with Flores, your dedicated account manager will work with you to establish an implementation timeline based upon your unique implementation needs and the lines of service(s) you select.



# PLANS & SERVICES

Learn more about all that Flores offers.



## ACCOUNT-BASED PLANS

FLEXIBLE SPENDING ACCOUNTS  
(HEALTH & DEPENDENT CARE  
FSA)

HEALTH SAVINGS ACCOUNTS  
(HSA)

HEALTH REIMBURSEMENT  
ARRANGEMENTS (HRA)

LIFE BALANCED  
LIFESTYLE SPENDING ACCOUNTS

COMMUTER BENEFIT ACCOUNTS  
TRANSIT, PARKING, VANPOOL

MEDICAL TRAVEL EMPLOYEE  
ASSISTANCE PROGRAM (MTEAP)

FAMILY BUILDING BENEFITS

STUDENT LOAN REPAYMENT  
ASSISTANCE PLANS (LRAP)

TUITION ASSISTANCE  
REIMBURSEMENT PLANS (TARP)

## COMPLIANCE ADMINISTRATION

COBRA & DIRECT BILL

LEAVE SOLUTIONS  
FMLA, ADA, DISABILITY

## COMPLIANCE SOLUTIONS

PREMIUM-ONLY PLANS (POP)

FORM 5500 AND WRAP SPD  
PREPARATION

HR COMPLIANCE CENTER


# HEALTH REIMBURSEMENT ARRANGEMENT ADMINISTRATION

A health reimbursement arrangement (HRA) is a plan sponsored by an employer to reimburse employees for qualified Section 213(d) expenses based upon parameters the employer selects during the implementation process.

Flores offers employers plan design freedom delivered by a powerful proprietary technology system and service excellence from dedicated account managers.

## PLAN OPTIONS INCLUDE:

- Integrated HRA (deductible/co-insurance/co-pays)
- Flex-Style HRA (All Section 213(d) expenses)
- HSA-Compatible HRA



## HRA ADMINISTRATION INCLUDES:

- Dedicated account manager
- Daily quality assurance audits
- Employer web portal for real-time participant updates and on demand reporting
- Participant web portal for claims filing and online account management
- Debit card (available for certain plan designs) and weekly claims reimbursement included
- Direct deposit available
- e-Status and SMS text notification system to notify participants via email or text of claim and account status
- Flores Mobile app for mobile claims filing and account details
- Seamless integration with other Flores services including COBRA and FSA
- Enrollment file feed options available (size requirements apply)
- Standard policy statement included



# PROFESSIONAL FEES

CLIENT NAME: Town of Bloomsburg

EFFECTIVE DATE: January 1, 2024

PROPOSED FEES VALID FOR ACCEPTANCE UNTIL: November 10, 2023

4TH QUARTER 2023 PROMOTION: For services billed monthly, FIRST MONTH SERVICE FEES WILL BE WAIVED for signed proposals received by Flores no later than the acceptance date above.

Upon acceptance of this proposal, professional fees are guaranteed for the initial term of contract. Fees will be billed monthly.

SERVICE	AMOUNT	MINIMUM
HRA Administration (Per Participant Per Month) Fee may be adjusted based upon complexity of plan design.	\$3.50	\$100.00
Wire Transfers: \$15 per wire (ACH and debit options available at no cost)		

# NEXT STEPS & ACCEPTANCE OF FEES

1. Please review this proposal in detail prior to signing. We want to ensure you are 100% comfortable with everything presented.
2. If you have any questions at all, please contact me at [or.whitney.gelrod@flores247.com](mailto:or.whitney.gelrod@flores247.com) for clarification or further discussion of the proposal.
3. Once you are ready to proceed, please sign below to accept the proposed fees.
4. Once signed, you will receive an email with the completed proposal for your records.
5. Don't forget to complete the requested Contact Information on the next page to expedite setup of your plan.
6. We will be in touch shortly with details on moving forward with your new services.

By signing below, I agree to the fees proposed in this document, and indicate my intent to engage Flores to provide the quoted services. I understand that I will receive a separate service agreement which shall be binding (if applicable to my service selections) or other detail of services provided prior to beginning service with Flores.

Town of Bloomsburg



2023-11-18 14:50:29 (AST)

2023-11-18



# CONTACT INFORMATION

Please provide the following information to expedite setup of your plan.

## PRIMARY CONTACT INFORMATION

Primary Contact Name

Primary Contact Title

Primary Contact Email

Primary Contact Phone


## BILLING CONTACT INFORMATION

Billing Contact Name

Billing Contact Title

Billing Contact Email

Billing Contact Phone





201 Furnace Road  
Lewisburg, PA 17837  
phone: (570) 524-4491  
fax: (570) 524-9190

**INVOICE**

COSTARS ITQ 4400007410  
COSTARS CONTRACT 4400014141

Town of Bloomsburg  
Town Hall  
Bloomsburg, PA 17815-1870

DCED Contract No: C000080646

September 29, 2023

For services rendered in the administration of the Town of Bloomsburg FFY 2021-DR CDBG-DR in accordance with the Professional and Administrative Services Agreement dated 1/10/2022.

**Delivery**

Task	Contract Amount	Percentage Complete	Previous Payment	Amount Due
<b>BLM13 Bloomsburg Honeysuckle Lane Stormwater Mitigation</b>				
2 Grant Administration	8,900.00	90.0%	4,450.00	3,560.00
5a Delivery-ER	4,000.00	100.0%	4,000.00	0.00
5b Delivery-DBRA	4,400.00	0.0%	0.00	0.00
Delivery Total:				3,560.00
Total Amount Due:				3,560.00

Approved



TO: Lisa Dooley, Town Manager

FROM: Tammy Richard-Moyer, Fiscal Analyst *TRM*

DATE: October 19, 2023

SUBJECT: Town of Bloomsburg Owner-Occupied Housing  
Rehabilitation Program Drawdown #19089

Please be advised that the SEDA-COG Housing staff has requisitioned funds from HUD's Integrated Disbursement and Information System (IDIS) on October 19, 2023, for the following project(s):


<u>Project/Draw</u>	<u>Voucher</u>	<u>HUD</u>	<u>Amount</u>
Admin	6826643	54987	\$1,550

These funds should be deposited into your account within three business days. Once you are in receipt of these funds, please issue check(s) as follows:

- Please issue a check in the amount of \$1,550 to SEDA Council of Government, 201 Furnace Road, Lewisburg, PA 17837.

If you have any questions regarding this draw, please feel free to contact me.

Attachments



CDBG-Ent.

7

TO: Lisa Dooley, Town Manager/Secretary/Treasurer  
Town of Bloomsburg

FROM: Tammy Richard-Moyer, Fiscal Analyst

DATE: August 31, 2023

RE: IDIS TOWN OF BLOOMSBURG CDBG DRAW

Please be advised that SEDA-COG's Community Development staff has requisitioned funds from HUD's Integrated Disbursement and Information System (IDIS) on August 31, 2023, for \$9,954.

Approved documentation is attached. You should receive these funds within one (1) week. Upon receipt of the funds and approval of the attached documentation, please prepare check(s) payable for the following activities

<u>Funding Year</u>	<u>Activity</u>	<u>Amount</u>	
2022	West Pine Street Parking Lot	\$9,954	Town of Bloomsburg 301 E. Second Street Bloomsburg, PA 17815

In the meantime, if you have questions or concerns, please do not hesitate to contact me.

Enclosure

**\*\*Payments must be processed within three (3) business days\*\***

SEDA-Council of Governments: A Local Development District serving the counties of  
CENTRE • CLINTON • COLUMBIA • JUNIATA • LYCOMING • MIFFLIN • MONTGOMERY • NORTHUMBERLAND • PERRY • SNYDER • UNION  
201 Furnace Road Lewisburg PA USA 17837 • 570 524-4491 • 570 524 9190 • [www.seda-cog.org](http://www.seda-cog.org)

CDBG-Ent.

8



TO: Lisa Dooley, Town Manager/Secretary/Treasurer  
Town of Bloomsburg

FROM: Tammy Richard-Moyer, Fiscal Analyst TD

DATE: September 28, 2023

RE: IDIS TOWN OF BLOOMSBURG CDBG DRAW

Please be advised that SEDA-COG's Community Development staff has requisitioned funds from HUD's Integrated Disbursement and Information System (IDIS) on September 28, 2023, for \$9,954. The remaining \$48,220.17 will be paid with funds that exist in your CDBG bank account.

Approved documentation is attached. You should receive these funds within one (1) week. Upon receipt of the funds and approval of the attached documentation, please prepare check(s) payable for the following activities:

<u>IDIS #</u>	<u>Funding Year</u>	<u>Activity</u>	<u>Amount</u>	<u>Payee</u>
48	2022	East Pine Street Parking Lot	\$9,954.00 ✓	Town of Bloomsburg 301 E. Second Street Bloomsburg, PA 17815
53	2018	West Pine Street Parking Lot	\$48,220.17*	Town of Bloomsburg 301 E. Second Street Bloomsburg, PA 17815

\*This invoice will need to be paid with funds reimbursed to your CDBG account from the Miller Avenue Streetscape project abandonment.

In the meantime, if you have questions or concerns, please do not hesitate to contact me.

Enclosure

**\*\*Payments must be processed within three (3) business days\*\***



**pennsylvania**  
EMERGENCY MANAGEMENT AGENCY

10

November 20, 2023

Ms. Lisa Dooley  
Town Manager  
Town of Bloomsburg  
301 E. 2<sup>nd</sup> Street  
Bloomsburg, Pennsylvania 17815

Dear Ms. Dooley,

The purpose of this letter is to advise that payment is due as a result of a closeout review under the Flood Mitigation Assistance Grant Program Agreement PEMA-2021-31 between the Town of Bloomsburg and the Pennsylvania Emergency Management Agency (PEMA). Please see table below showing explanation of payment due.

Total amount advanced to the Town of Bloomsburg	\$227,325.20
Total amount of eligible project costs	\$226,543.35
<b>Total payment due to PEMA</b>	<b>\$781.85</b>

PEMA is requesting the amount due be returned no later than **December 20, 2023**. Also note that any interest earned on the advanced funds in excess of \$500.00 shall be returned to PEMA on a separate check. Please make the check(s) payable to the **Commonwealth of Pennsylvania** and mail to:

Pennsylvania Emergency Management Agency  
Attention: Fiscal Officer  
1310 Elmerton Avenue  
Harrisburg, Pennsylvania 17110

Should you have any questions or concerns, please contact Ms. Amy Thompson at 717-651-2027 or via email at [RA-dgmhmgrants@pa.gov](mailto:RA-dgmhmgrants@pa.gov).

Sincerely,

Paula J. Wilcox  
Director of Administration



**TOWN OF BLOOMSBURG  
COLUMBIA COUNTY, PENNSYLVANIA**

**RESOLUTION NO: 12.18.2023.01**

**WHEREAS**, the Town Council has determined it to be in the best interests of the Town of Bloomsburg and the general public to adopt a Code Blue Emergency Policy; and

**WHEREAS**, the purpose of the Code Blue Emergency Policy is intended to provide notice of adverse winter weather conditions to the general public and social services agencies that provide services to at-risk individuals living outdoors, on the streets, in parks or poorly insulated settings, and those who may find themselves at risk for cold related exposure due to defects in at home heating systems.

**BE IT RESOLVED**, that the Town of Bloomsburg of Columbia County hereby adopts the Code Blue Emergency Policy attached hereto and made a part hereof as Exhibit "A"

**BE IT FURTHER RESOLVED**, that the Mayor is hereby authorized to declare a Code Blue Alert.

**BE IT FURTHER RESOLVED**, that, as part of the Plan, the County may by separate resolution enter into agreements with non-profit organizations in order to provide all qualified at-risk individuals in the Town of Bloomsburg the opportunity to obtain temporary shelter in the event of a Code Blue Alert.

**BE IT FURTHER RESOLVED**, that in an emergency situation, as declared by the Mayor the Town is hereby authorized to enter into agreements with non-profit organizations without the need for a separate resolution of this Board.

**BE IT FURTHER RESOLVED**, that all agreements entered into with non-profit organizations shall contain indemnification clauses that shall indemnify and absolve the Town of any liability for issues, harm, or damage that may occur, and shall provide that such shelter may only be provided on a Code Blue Alert and shall provide that the agreement may be terminated at any time, by either party.

I, Lisa Dooley duly qualified Secretary of the Town of Bloomsburg, Columbia County, PA, hereby certify that the forgoing is a true and correct copy of a Resolution duly adopted by a majority vote of the Town of Bloomsburg at a regular meeting held Monday, December 18, 2023 and said Resolution will be recorded in the minutes of the Town of Bloomsburg and remains in effect as of this date.

**IN WITNESS THEREOF**, I affix my hand and attach the seal of the Town of Bloomsburg this 18th day of December, 2023.

Town of Bloomsburg  
Columbia County

\_\_\_\_\_  
Justin C. Hummel, Mayor

**ATTEST:**

\_\_\_\_\_

Lisa Dooley, Town Manager/Secretary

- SEAL-

**CODE BLUE EMERGENCY POLICY**

**A. PURPOSE**

The purpose of the Code Blue Emergency Policy is intended to provide notice of adverse winter weather conditions to the general public and social services agencies that provide services to at-risk individuals living outdoors, on the streets, in parks or poorly insulated settings, and those who may find themselves at risk for cold related exposure due to defects in at home heating systems.

**B. PROCEDURE FOR CODE BLUE EMERGENCY DECLARATION**

1. The administration Town of Bloomsburg shall be designated to evaluate weather forecasts and evaluate weather forecasts and advisories produced by the National Weather Service – State College Office for the Columbia County area to determine if a Code Blue Emergency will need to be declared.
2. The threshold levels that need to be met for the declaration of a Code Blue Emergency as forecasted by the National Weather Service are as follows:
  - a. Temperatures of 32 degrees Fahrenheit or lower; or
  - b. The National Weather Service wind-chill temperature will be zero degrees Fahrenheit or lower for a period of two hours or more; or
  - c. Snow predictions of 12" or more are in the forecast; or
  - d. Anytime a combination of rain, sleet, snow, with temperatures of 32 degrees (with wind-chill) are forecasted.
3. Weather data used to make this determination will be saved and archived for future reference and documentation purposes. The National Weather Service Date shall be the sole indicator that will determine if a Code Blue declaration is declared by the Town.
4. The criteria will be evaluated and, if warranted, a Code Blue Emergency will be declared.
5. The Town Manager of the Town of Bloomsburg will designate a staff person to check the National Weather Service – State College Office web site at <https://www.weather.gov/ctp/> every morning between 6:00 a.m. and 12:00 noon for the next 24 to 48 hour period. If the forecasted conditions fall within the threshold levels outlined above, the OEM Coordinator shall initiate the Code Blue declaration in accordance herewith.
6. In the event that the weather report lacks clarity or specificity, the staff person will seek clarification from the on-duty Meteorologist at the National Weather Service office in State College in determining whether to declare a Code Blue Emergency.
7. When qualifying weather conditions are expected, the staff person, in advance of the expected Code Blue, shall notify, by E-mail, the Bloomsburg Town Police and non-profit organizations that the Town has made agreements with.

8. The Town of Bloomsburg shall post the Code Blue Emergency on its emergency web-site along with all of its social media accounts.

**Safety Committee Meeting Minutes**  
**Wednesday, November 15, 2023 @ 10:00 am**  
**Town Hall**

The meeting was called to order by C. Fritz at 10:00 a.m. In attendance were members: Director of Governmental Services/Recycling Coordinator Charlie Fritz, Director of Code Enforcement Mike Reffeor Town Hall Rachel Hager, Recycling Dept. Michelle Hartzell, Code Enforcement Greg Ash. Tracy Kishbaugh-Police Town Hall, Members absent:, Airport Coordinator BJ Teichman, Public Works Kyle Hoffman and Police Dept. Ken Auchter

On a motion by G. Ash, seconded by T. Kishbaugh, and voted unanimously, the Committee approved the October 11, 2023 minutes.

C. Fritz provided handouts to the members such as the PATHS Driving in Bad Weather, and quote of the month, "Safety is as Easy as ABC, Always Be Careful!"

C. Fritz noted there were no Workers Comp or Liability claims.

C. Fritz noted that anyone with a safety concern or topic they wish to have discussed should let their department representative know. Forward any monthly themes or messages to Charles.

M. Reffeor reminded every department to check the Narcan expiration date and all other medicines and supplies to stay up to date.

C. Fritz reminded all departments to check winter weather supplies – rock salt, shovels and floor matts

Next meeting December 13, 2023 10:00 a.m. at Airport Conference Room.

Administrative

01-Dec-23

Town of Bloomsburg

Administrative: Year ( 2023 ) Period ( 11 )

Ledger ID	Ledger Description	Budget	Year To Date	Difference
<b>(01) Fund 01</b>				
Revenue				
01-301-00-4190	Real Estate Tax- Discount	(\$33,203.00)	(\$34,546.06)	\$1,343.06
01-301-00-4191	Real Estate Tax- Penalty	\$9,639.00	\$3,491.05	\$6,147.95
01-301-00-4301	Real Estate Taxes- CY	\$1,913,588.00	\$1,823,405.93	\$90,182.07
01-301-00-4304	Real Estate Taxes- Delinquent	\$115,000.00	\$73,026.45	\$41,973.55
01-301-00-4306	Real Estate Tax- Interim Levy	\$8,569.00	\$350.55	\$8,218.45
01-301-00-4808	Other Beginning Balance- GF	\$6,876.00	\$0.00	\$6,876.00
01-310-00-4100	Per Capita Taxes- CY	\$0.00	\$0.00	\$0.00
01-310-00-4101	Per Capita Taxes- Prior Years	\$0.00	\$0.00	\$0.00
01-310-00-4102	Real Estate Transfer Tax	\$175,000.00	\$170,257.28	\$4,742.72
01-310-00-4103	Earned Income Tax- CY	\$875,000.00	\$749,303.30	\$125,696.70
01-310-00-4104	Earned Income Tax- Prior Years	\$0.00	\$191.25	(\$191.25)
01-310-00-4106	Amusement Tax	\$250,000.00	\$201,038.15	\$48,961.85
01-310-00-4107	Mechanical Device Tax	\$7,000.00	\$5,500.71	\$1,499.29
01-310-00-4108	Gross Receipts Tax	\$480,000.00	\$399,098.99	\$80,901.01
01-310-00-4109	Local Services Tax	\$310,000.00	\$229,985.74	\$80,014.26
01-310-00-4196	Per Capita Tax- CY Penalty	\$0.00	\$0.00	\$0.00
01-321-00-4280	Cable Television Franchise	\$50,000.00	\$40,050.80	\$9,949.20
01-341-00-4062	Interest on Sixth Street Escro	\$0.00	\$0.00	\$0.00
01-341-00-4200	Interest on Temporary Investme	\$30,000.00	\$199,841.94	(\$169,841.94)
01-351-00-4515	American Rescue Plan	\$3,065,000.00	\$1,351.00	\$3,063,649.00
01-354-00-4566	EDCDI Grant \$50,000 BART	\$0.00	\$50,000.00	(\$50,000.00)
01-354-00-4959	ARLE: Route 11 & Park Street	\$100,000.00	\$0.00	\$100,000.00
01-354-00-4960	ARLE- Ped. Countdown State	\$100,000.00	\$0.00	\$100,000.00
01-354-00-4961	ARLE: 5th & Market Streets	\$100,000.00	\$0.00	\$100,000.00
01-354-00-4973	USDA RPIC (Grower Greener0	\$0.00	\$0.00	\$0.00
01-354-00-4975	USDA- \$500,000- PINE Lots	\$0.00	\$0.00	\$0.00
01-354-00-4980	DCNR- BART	\$0.00	\$675,000.00	(\$675,000.00)
01-355-00-4555	Public Utility Realty Tax	\$4,500.00	\$0.00	\$4,500.00
01-355-00-4558	State Pension Aid Grant	\$139,121.00	\$157,352.97	(\$18,231.97)
01-359-00-4590	Payment in Lieu of Taxes	\$49,000.00	\$50,817.43	(\$1,817.43)
01-372-00-4952	PNC 1%	\$5,000.00	\$5,126.09	(\$126.09)
01-380-00-4802	Other Revenue - Admin	\$3,000.00	\$1,992.57	\$1,007.43
01-380-00-4803	Insurance Proceeds	\$0.00	\$468.00	(\$468.00)
01-380-00-4813	Cell Tower Revenue	\$12,000.00	\$12,000.00	\$0.00
01-387-00-4955	Rev.- Admin. Health Cont.	\$3,456.00	\$2,703.68	\$752.32
01-392-00-4004	Transfer from Recycling Fund	\$26,000.00	\$26,000.00	\$0.00
01-392-00-4019	Transfer from FY 11 CDBG Grant	\$0.00	\$0.00	\$0.00
01-392-00-4023	Transfer from Col Child Dev	\$15,000.00	\$15,000.00	\$0.00
01-392-00-4035	Transfer from Liquid Fuels Acc	\$60,000.00	\$32,518.89	\$27,481.11
Subtotal Revenue:		\$7,879,546.00	\$4,891,326.71	\$2,988,219.29
Expense				
01-400-00-5100	Prior Year Expense	\$0.00	\$0.00	\$0.00
01-400-00-5110	Elected Officials	\$30,000.00	\$27,413.76	\$2,586.24
01-400-00-5120	Wages - Salaried Employees	\$162,265.00	\$128,159.18	\$34,105.82
01-400-00-5140	Wages- Full Time Employees	\$55,817.00	\$93,982.72	(\$38,165.72)
01-400-00-5142	Wages - Part Time Employees	\$28,686.00	\$26,371.83	\$2,314.17
01-400-00-5143	Workers Compensation	\$803.00	\$41.07	\$761.93
01-400-00-5155	Paychex Fees	\$12,500.00	\$15,571.95	(\$3,071.95)

## Administrative

## Town of Bloomsburg

01-Dec-23

Administrative: Year ( 2023 ) Period ( 11 )

Ledger ID	Ledger Description	Budget	Year To Date	Difference
01-400-00-5156	Health Insurance	\$51,133.00	\$38,795.32	\$12,337.68
01-400-00-5157	Medical	\$2,800.00	\$606.00	\$2,194.00
01-400-00-5158	Life and Disability Insurance	\$621.00	\$390.28	\$230.72
01-400-00-5161	Social Security	\$21,173.00	\$21,913.23	(\$740.23)
01-400-00-5182	Longevity	\$1,150.00	\$820.00	\$330.00
01-400-00-5183	Overtime	\$0.00	\$48.30	(\$48.30)
01-400-00-5189	Vacation	\$3,120.00	\$0.00	\$3,120.00
01-400-00-5210	Office Supplies	\$3,000.00	\$2,074.38	\$925.63
01-400-00-5311	Auditing Services	\$35,000.00	\$46,000.00	(\$11,000.00)
01-400-00-5314	Legal Services	\$25,000.00	\$16,520.35	\$8,479.65
01-400-00-5318	Codes Analysis - General Code	\$7,500.00	\$3,200.00	\$4,300.00
01-400-00-5319	Legal Services - 2022	\$0.00	\$2,500.00	(\$2,500.00)
01-400-00-5320	Communications Expense	\$20,000.00	\$14,323.91	\$5,676.09
01-400-00-5325	Postage	\$6,000.00	\$789.26	\$5,210.74
01-400-00-5340	Advertising and Printing	\$4,000.00	\$3,617.94	\$382.06
01-400-00-5370	Maintenance and Repair	\$2,500.00	\$3,164.28	(\$664.28)
01-400-00-5420	Dues and Subscriptions	\$9,000.00	\$3,620.75	\$5,379.25
01-400-00-5460	Training	\$1,000.00	\$240.00	\$760.00
01-400-00-5461	Training- Council	\$500.00	\$0.00	\$500.00
01-400-00-5470	General Expense	\$5,000.00	\$15,415.69	(\$10,415.69)
01-400-00-5471	Parade of Lights	\$0.00	\$0.00	\$0.00
01-400-00-5473	DBI - Miller Avenue	\$0.00	\$48,587.67	(\$48,587.67)
01-400-00-5882	EDCDI Grant \$50,000 BART	\$0.00	\$50,000.00	(\$50,000.00)
01-433-00-5972	ARLE: 5th & Market Streets	\$100,000.00	\$1,991.40	\$98,008.60
01-433-00-5973	ARLE: Route 11 & Park Street	\$100,000.00	\$17,600.31	\$82,399.69
01-433-00-5974	ARLE- Pedestrian Countdown	\$100,000.00	\$18,362.94	\$81,637.06
01-433-00-5975	American Rescue Plan	\$3,000,000.00	\$1,513,580.63	\$1,486,419.37
01-433-00-5988	Parking Lots Pine/E.Pine/W. Pi	\$0.00	\$840,423.87	(\$840,423.87)
01-433-00-5989	USDA- \$500,000- PINE Lots	\$0.00	\$500,000.00	(\$500,000.00)
01-454-00-5614	DCNR- BART \$750,000	\$0.00	\$750,000.00	(\$750,000.00)
01-483-00-5830	Contribution to Employee Retir	\$316,721.00	\$316,721.00	\$0.00
01-486-00-5352	Insurance	\$93,012.00	\$128,365.27	(\$35,353.27)
01-492-00-5005	Transfer to Swimming Pool	\$29,731.00	\$0.00	\$29,731.00
Subtotal Expenses:		\$4,228,032.00	\$4,651,213.29	(\$423,181.29)
Excess Over / Under:			\$240,113.43	

## Airport

01-Dec-23

## Town of Bloomsburg

Airport: Year ( 2023 ) Period ( 11 )

Ledger ID	Ledger Description	Budget	Year To Date	Difference
<b>(01) Fund 01</b>				
Revenue				
01-342-00-4200	Airport Interest	\$0.00	\$0.00	\$0.00
01-342-00-4202	Rent- Airport	\$42,840.00	\$39,270.00	\$3,570.00
01-342-00-4203	Lease- Airport Hangar	\$26,280.00	\$26,134.65	\$145.35
01-342-00-4204	Aviation Fuel Sales	\$95,000.00	\$111,301.32	(\$16,301.32)
01-342-00-4692	Insurance/Accident Revenue	\$0.00	\$0.00	\$0.00
01-342-00-4802	Other Revenue	\$32,500.00	\$13,665.16	\$18,834.84
01-342-00-4803	Special Events	\$11,700.00	\$700.00	\$11,000.00
01-342-00-4805	Conference Room Rental	\$1,500.00	\$2,675.00	(\$1,175.00)
01-342-00-5100	Prior Year Revenue	\$0.00	\$0.00	\$0.00
01-387-00-4958	Rev.- Airport Health Cont.	\$962.00	\$903.54	\$58.46
Subtotal Revenue:		\$210,782.00	\$194,649.67	\$16,132.33
Expense				
01-440-00-5100	Prior Year	\$0.00	\$0.00	\$0.00
01-440-00-5140	Wages- Salaried Employees	\$47,643.00	\$43,041.56	\$4,601.44
01-440-00-5143	Workers Comp.	\$1,888.00	\$1,671.89	\$216.11
01-440-00-5156	Health Insurance	\$11,544.00	\$10,677.65	\$866.35
01-440-00-5157	Medical	\$898.00	\$462.17	\$435.83
01-440-00-5158	Life & Disability Ins.	\$213.00	\$195.14	\$17.86
01-440-00-5161	Social Security	\$3,793.00	\$3,435.06	\$357.94
01-440-00-5182	Longevity	\$1,020.00	\$1,020.00	\$0.00
01-440-00-5189	Vacation	\$917.00	\$0.00	\$917.00
01-440-00-5231	Gas, Oil and Grease	\$200.00	\$69.50	\$130.50
01-440-00-5232	Insurance/Accident Expense	\$0.00	\$3,490.00	(\$3,490.00)
01-440-00-5240	Materials and Supplies	\$1,000.00	\$823.39	\$176.61
01-440-00-5313	Engineering Services	\$0.00	\$6,505.21	(\$6,505.21)
01-440-00-5314	Legal Services	\$1,000.00	\$857.50	\$142.50
01-440-00-5320	Communications Expense	\$2,500.00	\$1,482.79	\$1,017.21
01-440-00-5325	Postage	\$25.00	\$22.71	\$2.29
01-440-00-5352	Insurance	\$6,000.00	\$5,561.00	\$439.00
01-440-00-5360	Utilities	\$5,000.00	\$3,445.61	\$1,554.39
01-440-00-5370	Maintenance and Repair	\$3,200.00	\$48,261.12	(\$45,061.12)
01-440-00-5371	Aviation Fuel	\$83,600.00	\$127,588.29	(\$43,988.29)
01-440-00-5460	Training	\$1,000.00	\$833.30	\$166.70
01-440-00-5470	General Expense	\$2,000.00	\$1,025.00	\$975.00
01-440-00-5471	Special Events	\$0.00	\$500.00	(\$500.00)
01-492-00-5027	Transfer to Airport Expansion	\$0.00	\$0.00	\$0.00
Subtotal Expenses:		\$173,441.00	\$260,968.89	(\$87,527.89)
Excess Over / Under:			(\$66,319.22)	

## Code Department

## Town of Bloomsburg

01-Dec-23

CodeDept: Year ( 2023 ) Period ( 11 )

Ledger ID	Ledger Description	Budget	Year To Date	Difference
<b>(01) Fund 01</b>				
Revenue				
01-361-00-4610	Admin Serv/ Building in House	\$1,000.00	\$440.00	\$560.00
01-361-00-4611	Zoning Permits	\$5,000.00	\$13,040.36	(\$8,040.36)
01-361-00-4612	Subdivision and Development Fe	\$500.00	\$1,070.00	(\$570.00)
01-361-00-4614	Zoning Hearing/ Codes Appeal	\$3,000.00	\$3,305.00	(\$305.00)
01-361-00-4631	Street Vendors/ Food Truck	\$2,000.00	\$2,910.00	(\$910.00)
01-361-00-4677	Floodplain Development Permits	\$1,000.00	\$775.00	\$225.00
01-361-00-4802	Other Revenue / Ins. Proceeds	\$0.00	\$10,000.00	(\$10,000.00)
01-362-00-4312	District Justice Remittances	\$8,000.00	\$6,411.90	\$1,588.10
01-362-00-4622	State Building Fee	\$300.00	\$649.50	(\$349.50)
01-362-00-4623	Inspection Serv- Barry Isett	\$100,000.00	\$124,374.02	(\$24,374.02)
01-362-00-4624	Student Fee (RRU)	\$100,000.00	\$91,727.00	\$8,273.00
01-362-00-4626	Non-Student Fee (NSR)	\$100,000.00	\$64,778.50	\$35,221.50
01-362-00-4627	Third Party- 20%	\$20,000.00	\$18,797.89	\$1,202.11
01-362-00-4628	Demolition Building Permit	\$500.00	\$0.00	\$500.00
01-362-00-4630	Engineering Services	\$5,000.00	\$35,536.08	(\$30,536.08)
01-387-00-4956	Rev.- Codes Health Cont.	\$2,886.00	\$2,660.98	\$225.02
Subtotal Revenue:		\$349,186.00	\$376,476.23	(\$27,290.23)
Expense				
01-413-00-5112	Salaries- Zoning Hearing Board	\$1,800.00	\$400.00	\$1,400.00
01-413-00-5120	Wages - Salaried Employees	\$108,639.00	\$98,697.29	\$9,941.71
01-413-00-5140	Wages- Full Time Employees	\$39,312.00	\$34,970.62	\$4,341.38
01-413-00-5141	Wages- Seasonal Employees	\$0.00	\$1,600.00	(\$1,600.00)
01-413-00-5142	Wages- Part Time Employees	\$4,800.00	\$2,325.92	\$2,474.08
01-413-00-5143	Workers Compensation	\$765.00	\$5,038.06	(\$4,273.06)
01-413-00-5156	Health Insurance	\$46,127.00	\$43,541.65	\$2,585.35
01-413-00-5157	Medical	\$1,796.00	\$1,996.49	(\$200.49)
01-413-00-5158	Life and Disability Insurance	\$640.00	\$568.37	\$71.63
01-413-00-5161	Social Security	\$12,212.00	\$11,270.07	\$941.93
01-413-00-5162	Unemployment Compensation	\$0.00	\$0.00	\$0.00
01-413-00-5177	Unused Sick Leave	\$0.00	\$0.00	\$0.00
01-413-00-5178	Certifications	\$1,550.00	\$1,530.88	\$19.12
01-413-00-5182	Longevity	\$920.00	\$920.00	\$0.00
01-413-00-5183	Overtime	\$0.00	\$0.00	\$0.00
01-413-00-5189	Vacation	\$1,212.00	\$0.00	\$1,212.00
01-413-00-5231	Gas, Oil and Grease	\$1,000.00	\$566.23	\$433.77
01-413-00-5232	Insurance	\$1,100.00	\$0.00	\$1,100.00
01-413-00-5240	Materials and Supplies	\$4,000.00	\$134.34	\$3,865.67
01-413-00-5310	Cons./ Eng. Serv. Barry Isett	\$100,000.00	\$32,656.67	\$67,343.33
01-413-00-5313	Engineering Services	\$15,000.00	\$7,310.50	\$7,689.50
01-413-00-5314	Legal Services	\$40,000.00	\$119,841.01	(\$79,841.01)
01-413-00-5315	Inspection Services	\$0.00	\$0.00	\$0.00
01-413-00-5318	Stenographer Services	\$4,000.00	\$1,451.00	\$2,549.00
01-413-00-5319	Legal Services-Dev.	\$20,000.00	\$11,998.90	\$8,001.10
01-413-00-5320	Communications Expense	\$7,000.00	\$9,638.30	(\$2,638.30)
01-413-00-5321	Zoning & Ordinance Audit Exp	\$35,000.00	\$0.00	\$35,000.00
01-413-00-5322	Consultant Services	\$0.00	\$5,571.25	(\$5,571.25)
01-413-00-5325	Postage	\$1,000.00	\$914.13	\$85.87
01-413-00-5340	Advertising and Printing	\$4,500.00	\$3,695.13	\$804.87



**Code Department****Town of Bloomsburg**

01-Dec-23

CodeDept: Year ( 2023 ) Period ( 11 )

Ledger ID	Ledger Description	Budget	Year To Date	Difference
01-413-00-5370	Maintenance and Repair	\$1,300.00	\$2,405.10	(\$1,105.10)
01-413-00-5373	Vehicle Maintenance	\$750.00	\$1,104.28	(\$354.28)
01-413-00-5420	Dues and Subscriptions	\$6,200.00	\$1,645.00	\$4,555.00
01-413-00-5451	Contracted Services	\$0.00	\$5,395.25	(\$5,395.25)
01-413-00-5460	Training	\$3,000.00	\$20.00	\$2,980.00
01-413-00-5470	General Expense	\$2,500.00	\$807.13	\$1,692.87
01-413-00-5700	Equipment Purchase	\$0.00	\$0.00	\$0.00
<b>Subtotal Expenses:</b>		\$466,123.00	\$408,013.57	\$58,109.44

**Excess Over / Under:** (\$31,537.34)

**Community Garden**

**Town of Bloomsburg**

01-Dec-23

ComG: Year ( 2023 ) Period ( 11 )

Ledger ID	Ledger Description	Budget	Year To Date	Difference
<b>(01) Fund 01</b>				
<b>Revenue</b>				
01-367-00-4814	Rev - Community Garden Fees	\$350.00	\$240.00	\$110.00
	<b>Subtotal Revenue:</b>	\$350.00	\$240.00	\$110.00
<b>Expense</b>				
01-459-00-5240	Materials and Supplies	\$0.00	\$0.00	\$0.00
01-459-00-5360	Utilities	\$350.00	\$293.86	\$56.14
	<b>Subtotal Expenses:</b>	\$350.00	\$293.86	\$56.14

\$700.00

**Emergency Management**

01-Dec-23

**Town of Bloomsburg**

EmergencyMgt: Year ( 2023 ) Period ( 11 )

Ledger ID	Ledger Description	Budget	Year To Date	Difference
<b>(01) Fund 01</b>				
Expense				
01-415-00-5120	Wages - EMA Coordinator	\$2,500.00	\$3,856.98	(\$1,356.98)
01-415-00-5161	Social Security	\$192.00	\$191.26	\$0.74
01-415-00-5320	Communications Expense	\$1,500.00	\$334.91	\$1,165.09
01-415-00-5360	Utilities	\$550.00	\$264.47	\$285.53
01-415-00-5370	Maintenance and Repair	\$1,200.00	\$0.00	\$1,200.00
Subtotal Expenses:		\$5,942.00	\$4,647.62	\$1,294.38

## Fire Department

01-Dec-23

## Town of Bloomsburg

Fire: Year ( 2023 ) Period ( 11 )

Ledger ID	Ledger Description	Budget	Year To Date	Difference
<b>(01) Fund 01</b>				
Revenue				
01-355-00-4559	State Fire Relief Grant	\$60,000.00	\$62,213.37	(\$2,213.37)
	<b>Subtotal Revenue:</b>	\$60,000.00	\$62,213.37	(\$2,213.37)
Expense				
01-411-00-5540	Contribution to Fire Relief	\$60,000.00	\$62,213.37	(\$2,213.37)
	<b>Subtotal Expenses:</b>	\$60,000.00	\$62,213.37	(\$2,213.37)
	<b>Excess Over / Under:</b>		<b>\$0.00</b>	

Human Relations Commission

Town of Bloomsburg

01-Dec-23

HumRel: Year ( 2023 ) Period ( 11 )

Ledger ID	Ledger Description	Budget	Year To Date	Difference
<b>(01) Fund 01</b>				
Expense				
01-423-00-5314	Legal Services	\$500.00	\$70.00	\$430.00
01-423-00-5325	Postage	\$25.00	\$0.00	\$25.00
01-423-00-5340	Advertising and Printing	\$1,000.00	\$295.87	\$704.13
01-423-00-5460	Training	\$1,500.00	\$0.00	\$1,500.00
Subtotal Expenses:		\$3,025.00	\$365.87	\$2,659.13
Excess Over / Under:			(\$365.87)	

## Police Department

## Town of Bloomsburg

01-Dec-23

Police: Year ( 2023 ) Period ( 11 )

Ledger ID	Ledger Description	Budget	Year To Date	Difference
<b>(01) Fund 01</b>				
Revenue				
01-321-00-4219	Other Licenses and Permits	\$500.00	\$350.00	\$150.00
01-331-00-4310	Police Fines	\$10,000.00	\$2,109.93	\$7,890.07
01-331-00-4311	State Police Fines	\$4,000.00	\$2,028.78	\$1,971.22
01-331-00-4312	District Justice Remittances	\$45,000.00	\$41,186.58	\$3,813.42
01-331-00-4314	DUI Center Revenue	\$40,000.00	\$27,752.19	\$12,247.81
01-331-00-4316	Other Revenue	\$0.00	\$15,282.64	(\$15,282.64)
01-331-00-4687	Parking Tickets	\$240,000.00	\$248,908.19	(\$8,908.19)
01-331-00-4688	Residential Permits	\$16,000.00	\$17,795.00	(\$1,795.00)
01-331-00-4689	Parking Zone Permits	\$103,430.00	\$87,637.00	\$15,793.00
01-331-00-4692	Accident/Incident Reports/ RTK	\$1,500.00	\$2,790.00	(\$1,290.00)
01-354-00-4540	Cops In Shops Grant	\$10,000.00	\$4,057.45	\$5,942.55
01-354-00-4542	LCB Special Events Grant	\$0.00	\$0.00	\$0.00
01-354-00-4543	D.U.I. Processing Center Grant	\$0.00	\$0.00	\$0.00
01-354-00-4545	Seat Belt Enforcement Grant	\$5,000.00	\$1,571.64	\$3,428.36
01-354-00-4547	DOJ Vest Grant	\$4,400.00	\$0.00	\$4,400.00
01-354-00-4564	Aggressive Driving Enforcement	\$5,000.00	\$2,417.84	\$2,582.16
01-354-00-4565	Drug Recognition Expert (DRE)	\$1,000.00	\$657.36	\$342.64
01-354-00-4569	Pedestrian Safety Program	\$0.00	\$0.00	\$0.00
01-354-00-4970	RUDD Grant	\$19,405.00	\$0.00	\$19,405.00
01-355-00-4556	State Pension Aid - Police	\$153,513.00	\$186,492.43	(\$32,979.43)
01-355-00-4557	Alcoholic Beverage Licenses	\$4,000.00	\$12,303.33	(\$8,303.33)
01-357-00-4583	Drug Forfeiture Grant	\$0.00	\$0.00	\$0.00
01-358-00-4583	Bloom School District	\$0.00	\$0.00	\$0.00
01-362-00-4620	Drug Task Force Reimbursement	\$10,000.00	\$7,822.60	\$2,177.40
01-362-00-4621	Records Center Report Fees	\$0.00	\$0.00	\$0.00
01-362-00-4698	School Crossing Guards	\$4,000.00	\$4,653.36	(\$653.36)
01-363-00-4640	Pango App - East Street	\$1,200.00	\$3,103.78	(\$1,903.78)
01-363-00-4641	Pango App - Iron Street	\$1,300.00	\$1,726.19	(\$426.19)
01-363-00-4642	Pango App - Center Street	\$1,600.00	\$2,208.08	(\$608.08)
01-363-00-4643	Pango App - S. Market Street	\$400.00	\$1,030.08	(\$630.08)
01-363-00-4644	Pango App - Tri Lot	\$1,700.00	\$3,973.16	(\$2,273.16)
01-363-00-4645	Pango App - Pine Avenue	\$1,900.00	\$1,979.52	(\$79.52)
01-363-00-4646	Pango App - Pine Ave North	\$3,200.00	\$2,788.12	\$411.88
01-363-00-4647	Pango App - Pine Ave South	\$3,500.00	\$3,853.81	(\$353.81)
01-363-00-4648	Pango App - Library Lot	\$1,600.00	\$3,263.04	(\$1,663.04)
01-363-00-4649	Pango App - W Pine Avenue	\$1,100.00	\$1,105.95	(\$5.95)
01-363-00-4650	Pango App - Main Street	\$5,700.00	\$10,475.38	(\$4,775.38)
01-363-00-4651	Pango App -North Market Street	\$1,500.00	\$2,313.50	(\$813.50)
01-363-00-4652	Pango App - E 4th Street	\$75.00	\$73.75	\$1.25
01-363-00-4653	Pango App- 65 E. Pine	\$0.00	\$0.00	\$0.00
01-363-00-4680	Parking Meter- Main Street	\$67,000.00	\$68,461.07	(\$1,461.07)
01-363-00-4681	Parking Meter- Pine Avenue Lot	\$11,700.00	\$9,258.56	\$2,441.44
01-363-00-4682	Parking Meter- Triangle Lot	\$6,300.00	\$5,967.01	\$332.99
01-363-00-4683	Parking Meter- West Lot	\$2,300.00	\$1,206.49	\$1,093.51
01-363-00-4684	Parking Meter- East Lot	\$3,800.00	\$1,813.04	\$1,986.96
01-363-00-4686	Parking Meter- Library Lot	\$2,500.00	\$2,309.42	\$190.58
01-363-00-4687	Parking Meter- East 2nd St	\$2,400.00	\$2,397.99	\$2.01
01-363-00-4688	Pango App - Second Street	\$38,900.00	\$67,274.14	(\$28,374.14)
01-363-00-4689	Parking Meter - East Street	\$7,000.00	\$4,106.99	\$2,893.01

## Police Department

01-Dec-23

## Town of Bloomsburg

Police: Year ( 2023 ) Period ( 11 )

Ledger ID	Ledger Description	Budget	Year To Date	Difference
01-363-00-4690	Meter Rental	\$5,000.00	\$7,770.00	(\$2,770.00)
01-363-00-4692	Dumpster Fee	\$3,000.00	\$3,400.00	(\$400.00)
01-363-00-4693	Street Closings/Events	\$5,000.00	\$4,320.00	\$680.00
01-363-00-4694	Boot Removal	\$1,100.00	\$3,825.00	(\$2,725.00)
01-380-00-4805	Internet Administrative Fees	\$11,300.00	\$10,068.00	\$1,232.00
01-387-00-4954	Rev.- PD Health Cont.	\$33,393.00	\$29,427.69	\$3,965.31
01-395-00-4700	Workers Comp Rev - Police	\$0.00	\$0.00	\$0.00
01-395-00-4951	Refund Prior Yr Exp-Police	\$0.00	\$0.00	\$0.00
<b>Subtotal Revenue:</b>		<b>\$902,216.00</b>	<b>\$925,316.08</b>	<b>(\$23,100.08)</b>
<b>Expense</b>				
01-410-00-5120	Wages- Salaried Employees	\$105,000.00	\$94,819.70	\$10,180.30
01-410-00-5122	Salaries- Uniformed Police Off	\$1,307,018.00	\$993,006.70	\$314,011.30
01-410-00-5123	Special Grants- Retro	\$0.00	\$0.00	\$0.00
01-410-00-5140	Wages- Full Time Employees	\$206,115.00	\$262,500.11	(\$56,385.11)
01-410-00-5141	Wages - Part Time Uniformed	\$0.00	\$26,593.61	(\$26,593.61)
01-410-00-5142	Wages - Part Time Employees	\$4,000.00	\$5,549.50	(\$1,549.50)
01-410-00-5143	Workers Compensation	\$80,230.00	\$56,282.30	\$23,947.70
01-410-00-5156	Health Insurance	\$490,108.00	\$474,184.68	\$15,923.32
01-410-00-5157	Medical	\$16,518.00	\$18,273.45	(\$1,755.45)
01-410-00-5158	Life and Disability Insurance	\$7,600.00	\$11,116.88	(\$3,516.88)
01-410-00-5161	Social Security	\$44,348.00	\$37,302.75	\$7,045.25
01-410-00-5177	Unused Sick Leave	\$73,695.00	\$0.00	\$73,695.00
01-410-00-5182	Longevity	\$19,100.00	\$18,180.00	\$920.00
01-410-00-5183	Overtime	\$73,500.00	\$85,179.77	(\$11,679.77)
01-410-00-5184	Shift Differential	\$25,532.00	\$27,717.97	(\$2,185.97)
01-410-00-5188	Court	\$31,500.00	\$37,161.53	(\$5,661.53)
01-410-00-5189	Vacation	\$2,020.00	\$0.00	\$2,020.00
01-410-00-5190	Fair/Parade Security	\$16,000.00	\$15,674.63	\$325.37
01-410-00-5191	Field Training Officer	\$0.00	\$1,140.00	(\$1,140.00)
01-410-00-5231	Gas, Oil and Grease	\$24,000.00	\$19,831.45	\$4,168.55
01-410-00-5232	Insurance	\$6,000.00	\$2,000.00	\$4,000.00
01-410-00-5238	Uniforms	\$19,000.00	\$13,433.84	\$5,566.16
01-410-00-5240	Materials and Supplies	\$21,500.00	\$13,686.70	\$7,813.30
01-410-00-5243	Police Records Center Program	\$0.00	\$0.00	\$0.00
01-410-00-5314	Legal Services	\$10,000.00	\$2,566.50	\$7,433.50
01-410-00-5320	Communications Expense	\$35,000.00	\$41,253.00	(\$6,253.00)
01-410-00-5325	Postage	\$3,000.00	\$2,763.69	\$236.31
01-410-00-5340	Advertising and Printing	\$3,000.00	\$5,037.52	(\$2,037.52)
01-410-00-5352	Insurance Accident Exp.	\$0.00	\$0.00	\$0.00
01-410-00-5361	Utilities	\$9,500.00	\$3,129.50	\$6,370.50
01-410-00-5371	Maintenance- Police Vehicles	\$12,000.00	\$4,225.15	\$7,774.85
01-410-00-5372	Pango Expense	\$10,000.00	\$3,357.75	\$6,642.25
01-410-00-5374	Equipment Maintenance	\$25,000.00	\$15,115.04	\$9,884.96
01-410-00-5376	Tissues- Dish Soap- Brushes	\$50.00	\$0.00	\$50.00
01-410-00-5377	Maintenance- Parking Meters	\$1,000.00	\$401.98	\$598.02
01-410-00-5384	Building Maintenance	\$5,000.00	\$2,462.07	\$2,537.93
01-410-00-5385	Cleaning - Police Building	\$10,250.00	\$4,374.15	\$5,875.85
01-410-00-5386	Cleaning - Parking	\$600.00	\$466.14	\$133.86
01-410-00-5460	Training	\$19,000.00	\$6,361.21	\$12,638.79
01-410-00-5462	Recruiting Expense	\$0.00	\$11,575.46	(\$11,575.46)

## Police Department

01-Dec-23

## Town of Bloomsburg

Police: Year ( 2023 ) Period ( 11 )

Ledger ID	Ledger Description	Budget	Year To Date	Difference
01-410-00-5463	Bloom School District	\$0.00	\$428.00	(\$428.00)
01-410-00-5470	General Expense	\$13,000.00	\$26,478.20	(\$13,478.20)
01-410-00-5500	Cops In Shops/DUI Enforcement	\$10,000.00	\$4,191.52	\$5,808.48
01-410-00-5503	Drug Task Force Program	\$10,000.00	\$4,676.76	\$5,323.24
01-410-00-5504	DUI Processing Center	\$40,000.00	\$17,385.92	\$22,614.08
01-410-00-5505	Seat Belt Enforcement Program	\$5,000.00	\$1,197.39	\$3,802.61
01-410-00-5509	Special Event Services	\$0.00	\$6,919.65	(\$6,919.65)
01-410-00-5510	DOJ Grant	\$4,400.00	\$0.00	\$4,400.00
01-410-00-5520	Aggressive Driving Enforcement	\$5,000.00	\$2,962.59	\$2,037.41
01-410-00-5521	Drug Recognition Expert	\$1,000.00	\$438.24	\$561.76
01-410-00-5524	K9 Program	\$9,737.00	\$8,800.75	\$936.25
01-410-00-5525	Pedestrian Safety Grant	\$0.00	\$0.00	\$0.00
01-410-00-5526	RUDD Grant	\$19,405.00	\$8,684.69	\$10,720.31
01-410-00-5700	Equipment Purchase	\$1,300.00	\$1,179.96	\$120.04
01-483-00-5831	Contribution to Police Fund	\$430,915.00	\$430,915.00	\$0.00
Subtotal Expenses:		\$3,265,941.00	\$2,830,983.40	\$434,957.60

Excess Over / Under:

(\$1,905,667.32)



## Public Works

## Town of Bloomsburg

01-Dec-23

Public Works: Year ( 2023 ) Period ( 11 )

Ledger ID	Ledger Description	Budget	Year To Date	Difference
<b>(01) Fund 01</b>				
Revenue				
01-363-00-4636	Other Revenue	\$0.00	\$6,154.00	(\$6,154.00)
01-363-00-4637	Insurance Proceeds Revenue	\$0.00	\$8,617.00	(\$8,617.00)
01-387-00-4957	Rev.- PW Health Cont.	\$17,693.00	\$15,488.41	\$2,204.59
01-387-00-4960	Ambulance Fuel	\$0.00	\$2,325.28	(\$2,325.28)
01-387-00-4962	Scrap- PW	\$0.00	\$241.00	(\$241.00)
	<b>Subtotal Revenue:</b>	<b>\$17,693.00</b>	<b>\$32,825.69</b>	<b>(\$15,132.69)</b>
Expense				
01-430-00-5120	Wages - Salaried Employees	\$91,789.00	\$82,963.01	\$8,825.99
01-430-00-5140	Wages- Full Time Employees	\$489,279.00	\$458,544.27	\$30,734.73
01-430-00-5141	Wages- Seasonal Employees	\$9,000.00	\$13,025.00	(\$4,025.00)
01-430-00-5143	Workers Compensation	\$26,814.00	\$20,319.99	\$6,494.01
01-430-00-5156	Health Insurance	\$231,393.00	\$228,133.41	\$3,259.59
01-430-00-5157	Medical	\$10,500.00	\$6,726.66	\$3,773.34
01-430-00-5158	Life and Disability Insurance	\$2,372.00	\$1,886.65	\$485.35
01-430-00-5161	Social Security	\$45,668.00	\$44,560.86	\$1,107.14
01-430-00-5177	Unused Sick Leave	\$3,217.00	\$0.00	\$3,217.00
01-430-00-5182	Longevity	\$7,820.00	\$7,820.00	\$0.00
01-430-00-5183	Overtime	\$15,000.00	\$11,276.66	\$3,723.34
01-430-00-5184	Shift Differential	\$0.00	\$72.25	(\$72.25)
01-430-00-5189	Vacation	\$3,687.00	\$0.00	\$3,687.00
01-430-00-5232	Insurance	\$10,000.00	(\$85.05)	\$10,085.05
01-430-00-5240	Materials & Supplies	\$15,000.00	\$4,225.75	\$10,774.25
01-430-00-5260	Minor Equipment Expense	\$3,500.00	\$202.99	\$3,297.01
01-430-00-5313	Engineering Services	\$38,000.00	\$36,355.63	\$1,644.37
01-430-00-5314	Legal Services	\$6,000.00	\$297.50	\$5,702.50
01-430-00-5319	Cleaning	\$1,225.00	\$1,299.77	(\$74.77)
01-430-00-5320	Communications Expense	\$5,000.00	\$2,635.25	\$2,364.75
01-430-00-5325	Postage	\$100.00	\$114.90	(\$14.90)
01-430-00-5340	Advertising and Printing	\$1,000.00	\$1,798.05	(\$798.05)
01-430-00-5352	Insurance Accident Exp.	\$0.00	\$16,846.00	(\$16,846.00)
01-430-00-5360	Utilities	\$9,500.00	\$9,474.74	\$25.26
01-430-00-5379	Tri Parking Lot	\$0.00	\$3,735.36	(\$3,735.36)
01-430-00-5460	Training	\$500.00	\$0.00	\$500.00
01-430-00-5470	General Expense	\$3,000.00	\$1,557.69	\$1,442.31
01-430-00-5700	Equipment Purchase	\$14,217.00	\$6,074.00	\$8,143.00
01-431-00-5317	Trash Removal	\$3,240.00	\$2,500.00	\$740.00
01-433-00-5245	Street Sign Materials	\$3,000.00	(\$1,076.64)	\$4,076.64
01-433-00-5364	Traffic Signal Electrical Cost	\$1,600.00	\$965.84	\$634.16
01-436-00-5610	Storm Sewer	\$2,500.00	\$3,805.36	(\$1,305.36)
01-437-00-5231	Gas, Oil and Grease	\$32,000.00	\$21,092.17	\$10,907.83
01-437-00-5374	Equipment Maintenance	\$25,000.00	\$42,289.05	(\$17,289.05)
01-438-00-5247	Road Materials and Supplies	\$1,000.00	\$384.66	\$615.34
	<b>Subtotal Expenses:</b>	<b>\$1,111,921.00</b>	<b>\$1,029,821.78</b>	<b>\$82,099.22</b>
	<b>Excess Over / Under:</b>		<b>(\$996,996.09)</b>	

## Shade Tree

01-Dec-23

## Town of Bloomsburg

Shade Tree: Year ( 2023 ) Period ( 11 )

Ledger ID	Ledger Description	Budget	Year To Date	Difference
-----------	--------------------	--------	--------------	------------

(01) Fund 01

## Expense

01-455-00-5261	Replacement Costs	\$2,300.00	\$2,139.00	\$161.00
01-455-00-5314	Legal Services	\$500.00	\$0.00	\$500.00
01-455-00-5325	Postage	\$200.00	\$1.83	\$198.17
01-455-00-5340	Advertising and Printing	\$100.00	\$0.00	\$100.00
01-455-00-5460	Training	\$500.00	\$185.00	\$315.00
01-455-00-5470	General Expense	\$0.00	\$0.00	\$0.00

Subtotal Expenses:	\$3,600.00	\$2,325.83	\$1,274.17
--------------------	------------	------------	------------

## Street Excavation

01-Dec-23

## Town of Bloomsburg

StreetEx: Year ( 2023 ) Period ( 11 )

Ledger ID	Ledger Description	Budget	Year To Date	Difference
<b>(01) Fund 01</b>				
Revenue				
01-341-00-4211	Interest on Street Permit Inve	\$750.00	\$18,728.39	(\$17,978.39)
01-363-00-4631	Street Excavation Permits	\$25,000.00	\$741,338.65	(\$716,338.65)
	<b>Subtotal Revenue:</b>	\$25,750.00	\$760,067.04	(\$734,317.04)
Expense				
01-435-00-5246	Street Excavation	\$25,750.00	\$704,701.89	(\$678,951.89)
	<b>Subtotal Expenses:</b>	\$25,750.00	\$704,701.89	(\$678,951.89)
	<b>Excess Over / Under:</b>		<b>\$55,365.15</b>	

**Tax Collection**

01-Dec-23

**Town of Bloomsburg**

TaxColl: Year ( 2023 ) Period ( 11 )

Ledger ID	Ledger Description	Budget	Year To Date	Difference
<b>(01) Fund 01</b>				
Expense				
01-403-00-5110	Wages - Tax Collector	\$15,000.00	\$12,000.00	\$3,000.00
01-403-00-5114	Commissions- EIT, OPT and GRT	\$2,750.00	\$0.00	\$2,750.00
01-403-00-5161	Social Security	\$1,148.00	\$918.00	\$230.00
01-403-00-5240	Materials and Supplies	\$2,500.00	\$1,599.52	\$900.48
01-403-00-5314	Legal Services	\$0.00	\$0.00	\$0.00
<b>Subtotal Expenses:</b>		<b>\$21,398.00</b>	<b>\$14,517.52</b>	<b>\$6,880.48</b>

## Town Park

01-Dec-23

## Town of Bloomsburg

Town Park: Year ( 2023 ) Period ( 11 )

Ledger ID	Ledger Description	Budget	Year To Date	Difference
<b>(01) Fund 01</b>				
Revenue				
01-380-00-4812	Other Revenue - Town Park	\$0.00	\$263.00	(\$263.00)
01-380-00-4818	Fireworks Contribution	\$0.00	\$2,085.00	(\$2,085.00)
01-380-00-4823	Contributions - Dog Park	\$0.00	\$452.11	(\$452.11)
	<b>Subtotal Revenue:</b>	\$0.00	\$2,800.11	(\$2,800.11)
Expense				
01-454-00-5240	Materials and Supplies	\$6,000.00	\$6,236.66	(\$236.66)
01-454-00-5360	Utilities	\$12,000.00	\$16,754.15	(\$4,754.15)
01-454-00-5370	Maintenance and Repair	\$14,000.00	\$6,472.86	\$7,527.14
01-454-00-5380	Equipment	\$2,000.00	\$0.00	\$2,000.00
01-454-00-5384	Cleaning - Restrooms	\$0.00	\$7,354.14	(\$7,354.14)
01-454-00-5385	Tree Removal	\$10,000.00	\$3,400.00	\$6,600.00
01-454-00-5386	Dog Park	\$0.00	\$895.94	(\$895.94)
01-454-00-5390	Flowers	\$2,500.00	\$1,198.50	\$1,301.50
01-465-00-5544	Fireworks Display	\$5,000.00	\$4,250.00	\$750.00
	<b>Subtotal Expenses:</b>	\$51,500.00	\$46,562.25	\$4,937.75

**Town Building**

01-Dec-23

**Town of Bloomsburg**

TownBldg: Year ( 2023 ) Period ( 11 )

Ledger ID	Ledger Description	Budget	Year To Date	Difference
<b>(01) Fund 01</b>				
Expense				
01-409-00-4636	Town Hall- Cleaning	\$6,250.00	\$6,111.42	\$138.58
01-409-00-5361	Town Hall Utilities	\$10,750.00	\$7,639.66	\$3,110.34
01-409-00-5380	Town Hall Maintenance	\$9,000.00	\$3,698.75	\$5,301.25
01-409-00-5610	Town Hall Improvements	\$2,500.00	\$3,981.00	(\$1,481.00)
	<b>Subtotal Expenses:</b>	<b>\$28,500.00</b>	<b>\$21,430.83</b>	<b>\$7,069.17</b>
	<b>Excess Over / Under:</b>		<b>(\$21,430.83)</b>	

<b>Total General Fund Revenues:</b>	<b>\$9,445,523.00</b>	<b>\$411,726.23</b>	<b>\$7,245,914.90</b>	<b>\$2,199,608.10</b>
<b>Total General Fund Expenditures:</b>	<b>\$9,445,523.00</b>	<b>\$2,419,521.72</b>	<b>\$10,038,059.96</b>	<b>(\$592,536.96)</b>
<b>Total General Fund Fund Balance:</b>	<b>\$0.00</b>	<b>(\$2,007,795.49)</b>	<b>(\$2,792,145.06)</b>	<b>\$2,792,145.06</b>

**Town of Bloomsburg**  
**Statement of Revenues and Expenditures - Compared to Budget**  
**Year ( 2023 ) Period ( 11 )**

Page 1 of 14

12/01/2023

8:37 AM

Account	Account Description	Budget	MTD Actual	YTD Actual	% Used	Remaining
<b>01 General Fund</b>						
<b>Revenue</b>						
<b>Real Property Taxes</b>						
01-301-00-4190	Real Estate Tax- Discount	(\$33,203.00)	\$0.00	(\$34,546.06)	104.04%	\$1,343.06
01-301-00-4191	Real Estate Tax- Penalty	\$9,639.00	\$471.09	\$3,491.05	36.22%	\$6,147.95
01-301-00-4301	Real Estate Taxes- CY	\$1,913,588.00	\$4,710.92	\$1,823,405.93	95.29%	\$90,182.07
01-301-00-4304	Real Estate Taxes- Delinquent	\$115,000.00	\$30,216.31	\$73,026.45	63.50%	\$41,973.55
01-301-00-4306	Real Estate Tax- Interim Levy	\$8,569.00	\$0.00	\$350.55	4.09%	\$8,218.45
01-301-00-4808	Other Beginning Balance- GF	\$6,876.00	\$0.00	\$0.00	0.00%	\$6,876.00
	<b>Subtotal</b>	<b>\$2,020,469.00</b>	<b>\$35,398.32</b>	<b>\$1,865,727.92</b>	<b>92.34%</b>	<b>\$154,741.08</b>
<b>Local Tax Enabling</b>						
01-310-00-4100	Per Capita Taxes- CY	\$0.00	\$0.00	\$0.00	0.00%	\$0.00
01-310-00-4101	Per Capita Taxes- Prior Years	\$0.00	\$0.00	\$0.00	0.00%	\$0.00
01-310-00-4102	Real Estate Transfer Tax	\$175,000.00	\$20,546.42	\$170,257.28	97.29%	\$4,742.72
01-310-00-4103	Earned Income Tax- CY	\$875,000.00	\$0.00	\$749,303.30	85.63%	\$125,696.70
01-310-00-4104	Earned Income Tax- Prior Years	\$0.00	\$0.00	\$191.25	0.00%	(\$191.25)
01-310-00-4106	Amusement Tax	\$250,000.00	\$159,229.15	\$201,038.15	80.42%	\$48,961.85
01-310-00-4107	Mechanical Device Tax	\$7,000.00	\$1,763.10	\$5,500.71	78.58%	\$1,499.29
01-310-00-4108	Gross Receipts Tax	\$480,000.00	\$0.00	\$399,098.99	83.15%	\$80,901.01
01-310-00-4109	Local Services Tax	\$310,000.00	\$0.00	\$229,985.74	74.19%	\$80,014.26
01-310-00-4196	Per Capita Tax- CY Penalty	\$0.00	\$0.00	\$0.00	0.00%	\$0.00
	<b>Subtotal</b>	<b>\$2,097,000.00</b>	<b>\$181,538.67</b>	<b>\$1,755,375.42</b>	<b>83.71%</b>	<b>\$341,624.58</b>
<b>Business Licenses &amp; Permits</b>						
01-321-00-4216	Garbage Hauling Permits	\$0.00	\$0.00	\$0.00	0.00%	\$0.00
01-321-00-4219	Other Licenses and Permits	\$500.00	\$0.00	\$350.00	70.00%	\$150.00
01-321-00-4261	Renaissance - Vendor Permits	\$0.00	\$0.00	\$0.00	0.00%	\$0.00
01-321-00-4280	Cable Television Franchise	\$50,000.00	\$13,355.99	\$40,050.80	80.10%	\$9,949.20
	<b>Subtotal</b>	<b>\$50,500.00</b>	<b>\$13,355.99</b>	<b>\$40,400.80</b>	<b>80.00%</b>	<b>\$10,099.20</b>
<b>Fines</b>						
01-331-00-4310	Police Fines	\$10,000.00	\$40.06	\$2,109.93	21.10%	\$7,890.07
01-331-00-4311	State Police Fines	\$4,000.00	\$0.00	\$2,028.78	50.72%	\$1,971.22
01-331-00-4312	District Justice Remittances	\$45,000.00	\$8,318.29	\$41,186.58	91.53%	\$3,813.42
01-331-00-4314	DUI Center Revenue	\$40,000.00	\$5,203.05	\$27,752.19	69.38%	\$12,247.81
01-331-00-4316	Other Revenue	\$0.00	\$0.00	\$15,282.64	0.00%	(\$15,282.64)
01-331-00-4687	Parking Tickets	\$240,000.00	\$11,563.12	\$248,908.19	103.71%	(\$8,908.19)
01-331-00-4688	Residential Permits	\$16,000.00	\$262.00	\$17,795.00	111.22%	(\$1,795.00)
01-331-00-4689	Parking Zone Permits	\$103,430.00	\$0.00	\$87,637.00	84.73%	\$15,793.00
01-331-00-4692	Accident/Incident Reports/ RTK	\$1,500.00	\$495.00	\$2,790.00	186.00%	(\$1,290.00)
	<b>Subtotal</b>	<b>\$459,930.00</b>	<b>\$25,881.52</b>	<b>\$445,490.31</b>	<b>96.86%</b>	<b>\$14,439.69</b>
<b>Interest Earnings</b>						
01-341-00-4062	Interest on Sixth Street Escro	\$0.00	\$0.00	\$0.00	0.00%	\$0.00
01-341-00-4063	Interest on Veterans Account	\$0.00	\$0.00	\$0.00	0.00%	\$0.00
01-341-00-4200	Interest on Temporary Investme	\$30,000.00	\$0.00	\$199,841.94	666.14%	(\$169,841.94)
01-341-00-4210	Interest on Folk Escrow	\$0.00	\$0.00	\$0.00	0.00%	\$0.00
01-341-00-4211	Interest on Street Permit Inve	\$750.00	\$0.00	\$18,728.39	2497.12%	(\$17,978.39)
01-341-00-4212	Interest on HMGP	\$0.00	\$0.00	\$0.00	0.00%	\$0.00
01-341-00-4213	Interest on American Legion	\$0.00	\$0.00	\$0.00	0.00%	\$0.00

**Town of Bloomsburg**  
**Statement of Revenues and Expenditures - Compared to Budget**  
**Year ( 2023 ) Period ( 11 )**

Page 2 of 14

12/01/2023

8:37 AM

Account	Account Description	Budget	MTD Actual	YTD Actual	% Used	Remaining
01-341-00-4214	Interest - 407 Demolition Fund	\$0.00	\$0.00	\$0.00	0.00%	\$0.00
	<b>Subtotal</b>	<b>\$30,750.00</b>	<b>\$0.00</b>	<b>\$218,570.33</b>	<b>710.80%</b>	<b>(\$187,820.33)</b>
<b>Rents &amp; Royalties</b>						
01-342-00-4200	Airport Interest	\$0.00	\$0.00	\$0.00	0.00%	\$0.00
01-342-00-4202	Rent- Airport	\$42,840.00	\$3,570.00	\$39,270.00	91.67%	\$3,570.00
01-342-00-4203	Lease- Airport Hangar	\$26,280.00	\$1,650.00	\$26,134.65	99.45%	\$145.35
01-342-00-4204	Aviation Fuel Sales	\$95,000.00	\$7,509.60	\$111,301.32	117.16%	(\$16,301.32)
01-342-00-4692	Insurance/Accident Revenue	\$0.00	\$0.00	\$0.00	0.00%	\$0.00
01-342-00-4802	Other Revenue	\$32,500.00	\$23.00	\$13,665.16	42.05%	\$18,834.84
01-342-00-4803	Special Events	\$11,700.00	\$0.00	\$700.00	5.98%	\$11,000.00
01-342-00-4805	Conference Room Rental	\$1,500.00	\$250.00	\$2,675.00	178.33%	(\$1,175.00)
01-342-00-5100	Prior Year Revenue	\$0.00	\$0.00	\$0.00	0.00%	\$0.00
	<b>Subtotal</b>	<b>\$209,820.00</b>	<b>\$13,002.60</b>	<b>\$193,746.13</b>	<b>92.34%</b>	<b>\$16,073.87</b>
<b>Federal Capital &amp; Op Grants</b>						
01-351-00-4500	Federal Financial Grant-In-Aid	\$0.00	\$0.00	\$0.00	0.00%	\$0.00
01-351-00-4510	School Resource Officer Grant	\$0.00	\$0.00	\$0.00	0.00%	\$0.00
01-351-00-4511	Universal Hiring Grant	\$0.00	\$0.00	\$0.00	0.00%	\$0.00
01-351-00-4512	Bullet Proof Vest Program	\$0.00	\$0.00	\$0.00	0.00%	\$0.00
01-351-00-4513	Homeland Security Grant	\$0.00	\$0.00	\$0.00	0.00%	\$0.00
01-351-00-4515	American Rescue Plan	\$3,065,000.00	\$0.00	\$1,351.00	0.04%	\$3,063,649.00
01-351-00-4555	FEMA - 2011 Disaster	\$0.00	\$0.00	\$0.00	0.00%	\$0.00
01-351-00-4556	FEMA - Hazard Mitigation Grant	\$0.00	\$0.00	\$0.00	0.00%	\$0.00
01-351-00-4961	FEMA-State	\$0.00	\$0.00	\$0.00	0.00%	\$0.00
01-351-00-4962	FEMA-Federal	\$0.00	\$0.00	\$0.00	0.00%	\$0.00
	<b>Subtotal</b>	<b>\$3,065,000.00</b>	<b>\$0.00</b>	<b>\$1,351.00</b>	<b>0.04%</b>	<b>\$3,063,649.00</b>
<b>State Capital &amp; Op Grants</b>						
01-354-00-4540	Cops In Shops Grant	\$10,000.00	\$1,121.39	\$4,057.45	40.57%	\$5,942.55
01-354-00-4541	D.A.R.E. Program Grant	\$0.00	\$0.00	\$0.00	0.00%	\$0.00
01-354-00-4542	LCB Special Events Grant	\$0.00	\$0.00	\$0.00	0.00%	\$0.00
01-354-00-4543	D.U.I. Processing Center Grant	\$0.00	\$0.00	\$0.00	0.00%	\$0.00
01-354-00-4544	Smooth Operator Grant	\$0.00	\$0.00	\$0.00	0.00%	\$0.00
01-354-00-4545	Seat Belt Enforcement Grant	\$5,000.00	\$0.00	\$1,571.64	31.43%	\$3,428.36
01-354-00-4546	DCED Technology Grant	\$0.00	\$0.00	\$0.00	0.00%	\$0.00
01-354-00-4547	DOJ Vest Grant	\$4,400.00	\$0.00	\$0.00	0.00%	\$4,400.00
01-354-00-4548	DCED Facade Grant	\$0.00	\$0.00	\$0.00	0.00%	\$0.00
01-354-00-4549	DCED Acquisition Grant	\$0.00	\$0.00	\$0.00	0.00%	\$0.00
01-354-00-4550	State Arts Council Grant	\$0.00	\$0.00	\$0.00	0.00%	\$0.00
01-354-00-4551	State Recreation Plan Grant	\$0.00	\$0.00	\$0.00	0.00%	\$0.00
01-354-00-4552	State PEL Study Grant	\$0.00	\$0.00	\$0.00	0.00%	\$0.00
01-354-00-4564	Aggressive Driving Enforcement	\$5,000.00	\$0.00	\$2,417.84	48.36%	\$2,582.16
01-354-00-4565	Drug Recognition Expert (DRE)	\$1,000.00	\$219.12	\$657.36	65.74%	\$342.64
01-354-00-4565	Center for Traffic Safety Prog	\$0.00	\$0.00	\$0.00	0.00%	\$0.00
01-354-00-4566	EDCDI Grant \$50,000 BART	\$0.00	\$50,000.00	\$50,000.00	0.00%	(\$50,000.00)
01-354-00-4567	DCNR Acquisition Grant	\$0.00	\$0.00	\$0.00	0.00%	\$0.00
01-354-00-4569	Pedestrian Safety Program	\$0.00	\$0.00	\$0.00	0.00%	\$0.00
01-354-00-4572	PEMA - Civil Unrest	\$0.00	\$0.00	\$0.00	0.00%	\$0.00
01-354-00-4650	DCED - Parking Study	\$0.00	\$0.00	\$0.00	0.00%	\$0.00
01-354-00-4959	ARLE: Route 11 & Park Street	\$100,000.00	\$0.00	\$0.00	0.00%	\$100,000.00
01-354-00-4960	ARLE- Ped. Countdown State	\$100,000.00	\$0.00	\$0.00	0.00%	\$100,000.00
01-354-00-4961	ARLE: 5th & Market Streets	\$100,000.00	\$0.00	\$0.00	0.00%	\$100,000.00



**Town of Bloomsburg**  
**Statement of Revenues and Expenditures - Compared to Budget**  
**Year ( 2023 ) Period ( 11 )**

Page 3 of 14

12/01/2023

8:37 AM

Account	Account Description	Budget	MTD Actual	YTD Actual	% Used	Remaining
01-354-00-4970	RUDD Grant	\$19,405.00	\$0.00	\$0.00	0.00%	\$19,405.00
01-354-00-4973	USDA RPIC (Grower Greener0	\$0.00	\$0.00	\$0.00	0.00%	\$0.00
01-354-00-4975	USDA- \$500,000- PINE Lots	\$0.00	\$0.00	\$0.00	0.00%	\$0.00
01-354-00-4980	DCNR- BART	\$0.00	\$0.00	\$675,000.00	0.00%	(\$675,000.00)
01-364-00-4979	ARP Funds - Columbia County	\$0.00	\$0.00	\$0.00	0.00%	\$0.00
	<b>Subtotal</b>	<b>\$344,805.00</b>	<b>\$51,340.51</b>	<b>\$733,704.29</b>	<b>212.79%</b>	<b>(\$388,899.29)</b>
<b>State Shared Revenue</b>						
01-355-00-4555	Public Utility Realty Tax	\$4,500.00	\$0.00	\$0.00	0.00%	\$4,500.00
01-355-00-4556	State Pension Aid - Police	\$153,513.00	\$0.00	\$186,492.43	121.48%	(\$32,979.43)
01-355-00-4557	Alcoholic Beverage Licenses	\$4,000.00	\$2,700.00	\$12,303.33	307.58%	(\$8,303.33)
01-355-00-4558	State Pension Aid Grant	\$139,121.00	\$0.00	\$157,352.97	113.11%	(\$18,231.97)
01-355-00-4559	State Fire Relief Grant	\$60,000.00	\$0.00	\$62,213.37	103.69%	(\$2,213.37)
01-355-00-4560	Driver Mobilization Grant	\$0.00	\$0.00	\$0.00	0.00%	\$0.00
01-355-00-4561	Act 13- Gas Well Impact Fee	\$0.00	\$0.00	\$0.00	0.00%	\$0.00
	<b>Subtotal</b>	<b>\$361,134.00</b>	<b>\$2,700.00</b>	<b>\$418,362.10</b>	<b>115.85%</b>	<b>(\$57,228.10)</b>
<b>Local Government Grants</b>						
01-357-00-4570	Safety Enhancement Grant	\$0.00	\$0.00	\$0.00	0.00%	\$0.00
01-357-00-4571	Local Contributions- DUI Cente	\$0.00	\$0.00	\$0.00	0.00%	\$0.00
01-357-00-4572	Gift- Police Equipment	\$0.00	\$0.00	\$0.00	0.00%	\$0.00
01-357-00-4573	County Grant - EMA Plan	\$0.00	\$0.00	\$0.00	0.00%	\$0.00
01-357-00-4574	Donation for 2011 Flood	\$0.00	\$0.00	\$0.00	0.00%	\$0.00
01-357-00-4575	County Mitigation Grant	\$0.00	\$0.00	\$0.00	0.00%	\$0.00
01-357-00-4576	Donation for Shade Trees	\$0.00	\$0.00	\$0.00	0.00%	\$0.00
01-357-00-4577	Donation for Park Fountain	\$0.00	\$0.00	\$0.00	0.00%	\$0.00
01-357-00-4578	Local Contribution- PEL Study	\$0.00	\$0.00	\$0.00	0.00%	\$0.00
01-357-00-4579	Local Match- Arts Council Gran	\$0.00	\$0.00	\$0.00	0.00%	\$0.00
01-357-00-4581	CMSU Mini-Grant	\$0.00	\$0.00	\$0.00	0.00%	\$0.00
01-357-00-4582	Alcoa Grant	\$0.00	\$0.00	\$0.00	0.00%	\$0.00
01-357-00-4583	Drug Forfeiture Grant	\$0.00	\$0.00	\$0.00	0.00%	\$0.00
01-357-00-4584	Local Drug Task Reimbursement	\$0.00	\$0.00	\$0.00	0.00%	\$0.00
01-357-00-4952	DCNR C2P2 Grant	\$0.00	\$0.00	\$0.00	0.00%	\$0.00
01-357-00-4953	AYSO Donation	\$0.00	\$0.00	\$0.00	0.00%	\$0.00
	<b>Subtotal</b>	<b>\$0.00</b>	<b>\$0.00</b>	<b>\$0.00</b>	<b>0.00%</b>	<b>\$0.00</b>
<b>Contracted Intergovt Services</b>						
01-358-00-4581	Univ. Contrib. - Honeysuckle	\$0.00	\$0.00	\$0.00	0.00%	\$0.00
01-358-00-4583	Bloom School District	\$0.00	\$0.00	\$0.00	0.00%	\$0.00
	<b>Subtotal</b>	<b>\$0.00</b>	<b>\$0.00</b>	<b>\$0.00</b>	<b>0.00%</b>	<b>\$0.00</b>
<b>Payment in Lieu of Taxes</b>						
01-359-00-4590	Payment in Lieu of Taxes	\$49,000.00	\$0.00	\$50,817.43	103.71%	(\$1,817.43)
	<b>Subtotal</b>	<b>\$49,000.00</b>	<b>\$0.00</b>	<b>\$50,817.43</b>	<b>103.71%</b>	<b>(\$1,817.43)</b>
<b>Charges for Services</b>						
01-361-00-4610	Admin Serv/ Building in House	\$1,000.00	\$250.00	\$440.00	44.00%	\$560.00
01-361-00-4611	Zoning Permits	\$5,000.00	\$975.00	\$13,040.36	260.81%	(\$8,040.36)
01-361-00-4612	Subdivision and Development Fe	\$500.00	\$435.00	\$1,070.00	214.00%	(\$570.00)
01-361-00-4614	Zoning Hearing/ Codes Appeal	\$3,000.00	\$0.00	\$3,305.00	110.17%	(\$305.00)
01-361-00-4631	Street Vendors/ Food Truck	\$2,000.00	\$275.00	\$2,910.00	145.50%	(\$910.00)
01-361-00-4677	Floodplain Development Permits	\$1,000.00	\$0.00	\$775.00	77.50%	\$225.00

Account	Account Description	Budget	MTD Actual	YTD Actual	% Used	Remaining
01-361-00-4802	Other Revenue / Ins. Proceeds	\$0.00	\$0.00	\$10,000.00	0.00%	(\$10,000.00)
	Subtotal	\$12,500.00	\$1,935.00	\$31,540.36	252.32%	(\$19,040.36)
Public Safety						
01-362-00-4312	District Justice Remittances	\$8,000.00	\$1,349.17	\$6,411.90	80.15%	\$1,588.10
01-362-00-4620	Drug Task Force Reimbursement	\$10,000.00	\$1,094.17	\$7,822.60	78.23%	\$2,177.40
01-362-00-4621	Records Center Report Fees	\$0.00	\$0.00	\$0.00	0.00%	\$0.00
01-362-00-4622	State Building Fee	\$300.00	\$85.50	\$649.50	216.50%	(\$349.50)
01-362-00-4623	Inspection Serv- Barry Isett	\$100,000.00	\$11,197.73	\$124,374.02	124.37%	(\$24,374.02)
01-362-00-4624	Student Fee (RRU)	\$100,000.00	\$2,584.00	\$91,727.00	91.73%	\$8,273.00
01-362-00-4626	Non-Student Fee (NSR)	\$100,000.00	\$11,620.00	\$64,778.50	64.78%	\$35,221.50
01-362-00-4627	Third Party- 20%	\$20,000.00	\$2,240.55	\$18,797.89	93.99%	\$1,202.11
01-362-00-4628	Demolition Building Permit	\$500.00	\$0.00	\$0.00	0.00%	\$500.00
01-362-00-4630	Engineering Services	\$5,000.00	\$2,153.50	\$35,536.08	710.72%	(\$30,536.08)
01-362-00-4698	School Crossing Guards	\$4,000.00	\$0.00	\$4,653.36	116.33%	(\$653.36)
	Subtotal	\$347,800.00	\$32,324.62	\$354,750.85	102.00%	(\$6,950.85)
Highways & Streets						
01-363-00-4631	Street Excavation Permits	\$25,000.00	\$7,021.25	\$741,338.65	2965.35%	(\$716,338.65)
01-363-00-4636	Other Revenue	\$0.00	\$0.00	\$6,154.00	0.00%	(\$6,154.00)
01-363-00-4637	Insurance Proceeds Revenue	\$0.00	\$0.00	\$8,617.00	0.00%	(\$8,617.00)
01-363-00-4640	Pango App - East Street	\$1,200.00	\$1,041.50	\$3,103.78	258.65%	(\$1,903.78)
01-363-00-4641	Pango App - Iron Street	\$1,300.00	\$404.00	\$1,726.19	132.78%	(\$426.19)
01-363-00-4642	Pango App - Center Street	\$1,600.00	\$453.50	\$2,208.08	138.01%	(\$608.08)
01-363-00-4643	Pango App - S. Market Street	\$400.00	\$418.00	\$1,030.08	257.52%	(\$630.08)
01-363-00-4644	Pango App - Tri Lot	\$1,700.00	\$1,289.25	\$3,973.16	233.72%	(\$2,273.16)
01-363-00-4645	Pango App - Pine Avenue	\$1,900.00	\$60.75	\$1,979.52	104.19%	(\$79.52)
01-363-00-4646	Pango App - Pine Ave North	\$3,200.00	\$741.25	\$2,788.12	87.13%	\$411.88
01-363-00-4647	Pango App - Pine Ave South	\$3,500.00	\$77.75	\$3,853.81	110.11%	(\$353.81)
01-363-00-4648	Pango App - Library Lot	\$1,600.00	\$1,020.25	\$3,263.04	203.94%	(\$1,663.04)
01-363-00-4649	Pango App - W Pine Avenue	\$1,100.00	\$188.00	\$1,105.95	100.54%	(\$5.95)
01-363-00-4650	Pango App - Main Street	\$5,700.00	\$2,718.50	\$10,475.38	183.78%	(\$4,775.38)
01-363-00-4651	Pango App -North Market Street	\$1,500.00	\$552.25	\$2,313.50	154.23%	(\$813.50)
01-363-00-4652	Pango App - E 4th Street	\$75.00	\$7.25	\$73.75	98.33%	\$1.25
01-363-00-4653	Pango App- 65 E. Pine	\$0.00	\$0.00	\$0.00	0.00%	\$0.00
01-363-00-4680	Parking Meter- Main Street	\$67,000.00	\$6,174.48	\$68,461.07	102.18%	(\$1,461.07)
01-363-00-4681	Parking Meter- Pine Avenue Lot	\$11,700.00	\$126.36	\$9,258.56	79.13%	\$2,441.44
01-363-00-4682	Parking Meter- Triangle Lot	\$6,300.00	\$519.72	\$5,967.01	94.71%	\$332.99
01-363-00-4683	Parking Meter- West Lot	\$2,300.00	\$77.90	\$1,206.49	52.46%	\$1,093.51
01-363-00-4684	Parking Meter- East Lot	\$3,800.00	\$0.00	\$1,813.04	47.71%	\$1,986.96
01-363-00-4686	Parking Meter- Library Lot	\$2,500.00	\$233.40	\$2,309.42	92.38%	\$190.58
01-363-00-4687	Parking Meter- East 2nd St	\$2,400.00	\$296.35	\$2,397.99	99.92%	\$2.01
01-363-00-4688	Pango App - Second Street	\$38,900.00	\$21,449.25	\$67,274.14	172.94%	(\$28,374.14)
01-363-00-4689	Parking Meter - East Street	\$7,000.00	\$300.87	\$4,106.99	58.67%	\$2,893.01
01-363-00-4690	Meter Rental	\$5,000.00	\$130.00	\$7,770.00	155.40%	(\$2,770.00)
01-363-00-4692	Dumpster Fee	\$3,000.00	\$0.00	\$3,400.00	113.33%	(\$400.00)
01-363-00-4693	Street Closings/Events	\$5,000.00	\$25.00	\$4,320.00	86.40%	\$680.00
01-363-00-4694	Boot Removal	\$1,100.00	\$375.00	\$3,825.00	347.73%	(\$2,725.00)
01-363-00-4695	Non Sufficient Fund (NSF)	\$0.00	\$0.00	\$0.00	0.00%	\$0.00
01-363-00-4696	Tokens	\$0.00	\$0.00	\$0.00	0.00%	\$0.00
	Subtotal	\$205,775.00	\$45,701.83	\$976,113.72	474.36%	(\$770,338.72)

### Culture - Recreation

**Town of Bloomsburg**  
**Statement of Revenues and Expenditures - Compared to Budget**  
**Year ( 2023 ) Period ( 11 )**

Page 5 of 14

12/01/2023

8:37 AM

Account	Account Description	Budget	MTD Actual	YTD Actual	% Used	Remaining
01-367-00-4814	Rev - Community Garden Fees	\$350.00	\$0.00	\$240.00	68.57%	\$110.00
	<b>Subtotal</b>	<b>\$350.00</b>	<b>\$0.00</b>	<b>\$240.00</b>	<b>68.57%</b>	<b>\$110.00</b>
<b>Electric System</b>						
01-372-00-4952	PNC 1%	\$5,000.00	\$0.00	\$5,126.09	102.52%	(\$126.09)
	<b>Subtotal</b>	<b>\$5,000.00</b>	<b>\$0.00</b>	<b>\$5,126.09</b>	<b>102.52%</b>	<b>(\$126.09)</b>
<b>Miscellaneous</b>						
01-380-00-4801	Sale of Airport Property, Supp	\$0.00	\$0.00	\$0.00	0.00%	\$0.00
01-380-00-4802	Other Revenue - Admin	\$3,000.00	\$0.00	\$1,992.57	66.42%	\$1,007.43
01-380-00-4803	Insurance Proceeds	\$0.00	\$0.00	\$468.00	0.00%	(\$468.00)
01-380-00-4804	Proceeds from Renaissance Item	\$0.00	\$0.00	\$0.00	0.00%	\$0.00
01-380-00-4805	Internet Administrative Fees	\$11,300.00	\$0.00	\$10,068.00	89.10%	\$1,232.00
01-380-00-4806	Workers Comp Reimbursement	\$0.00	\$0.00	\$0.00	0.00%	\$0.00
01-380-00-4812	Other Revenue - Town Park	\$0.00	\$100.00	\$263.00	0.00%	(\$263.00)
01-380-00-4813	Cell Tower Revenue	\$12,000.00	\$0.00	\$12,000.00	100.00%	\$0.00
01-380-00-4814	Rev- Community Garden Fees	\$0.00	\$0.00	\$0.00	0.00%	\$0.00
01-380-00-4818	Fireworks Contribution	\$0.00	\$0.00	\$2,085.00	0.00%	(\$2,085.00)
01-380-00-4823	Contributions - Dog Park	\$0.00	\$0.00	\$452.11	0.00%	(\$452.11)
	<b>Subtotal</b>	<b>\$26,300.00</b>	<b>\$100.00</b>	<b>\$27,328.68</b>	<b>103.91%</b>	<b>(\$1,028.68)</b>
<b>Contributions Private Sources</b>						
01-387-00-4954	Rev.- PD Health Cont.	\$33,393.00	\$3,745.46	\$29,427.69	88.13%	\$3,965.31
01-387-00-4955	Rev.- Admin. Health Cont.	\$3,456.00	\$338.79	\$2,703.68	78.23%	\$752.32
01-387-00-4956	Rev.- Codes Health Cont.	\$2,886.00	\$226.44	\$2,660.98	92.20%	\$225.02
01-387-00-4957	Rev.- PW Health Cont.	\$17,693.00	\$1,940.28	\$15,488.41	87.54%	\$2,204.59
01-387-00-4958	Rev.- Airport Health Cont.	\$962.00	\$113.22	\$903.54	93.92%	\$58.46
01-387-00-4960	Ambulance Fuel	\$0.00	\$224.70	\$2,325.28	0.00%	(\$2,325.28)
01-387-00-4962	Scrap- PW	\$0.00	\$0.00	\$241.00	0.00%	(\$241.00)
	<b>Subtotal</b>	<b>\$58,390.00</b>	<b>\$6,588.89</b>	<b>\$53,750.58</b>	<b>92.05%</b>	<b>\$4,639.42</b>
<b>Unclassified Operating Revenue</b>						
01-389-00-4808	Veterans Revenue	\$0.00	\$0.00	\$0.00	0.00%	\$0.00
	<b>Subtotal</b>	<b>\$0.00</b>	<b>\$0.00</b>	<b>\$0.00</b>	<b>0.00%</b>	<b>\$0.00</b>
<b>Proceeds General Fixed Assets</b>						
01-391-00-4910	Gain on Disposition of Assets	\$0.00	\$0.00	\$0.00	0.00%	\$0.00
	<b>Subtotal</b>	<b>\$0.00</b>	<b>\$0.00</b>	<b>\$0.00</b>	<b>0.00%</b>	<b>\$0.00</b>
<b>Interfund Operating Transfers</b>						
01-392-00-4004	Transfer from Recycling Fund	\$26,000.00	\$0.00	\$26,000.00	100.00%	\$0.00
01-392-00-4019	Transfer from FY 11 CDBG Grant	\$0.00	\$0.00	\$0.00	0.00%	\$0.00
01-392-00-4023	Transfer from Col Child Dev	\$15,000.00	\$0.00	\$15,000.00	100.00%	\$0.00
01-392-00-4035	Transfer from Liquid Fuels Acc	\$60,000.00	\$1,858.28	\$32,518.89	54.20%	\$27,481.11
	<b>Subtotal</b>	<b>\$101,000.00</b>	<b>\$1,858.28</b>	<b>\$73,518.89</b>	<b>72.79%</b>	<b>\$27,481.11</b>
<b>Refunds Prior Year Expenditure</b>						
01-395-00-4700	Workers Comp Rev - Police	\$0.00	\$0.00	\$0.00	0.00%	\$0.00
01-395-00-4951	Refund Prior Yr Exp-Police	\$0.00	\$0.00	\$0.00	0.00%	\$0.00
	<b>Subtotal</b>	<b>\$0.00</b>	<b>\$0.00</b>	<b>\$0.00</b>	<b>0.00%</b>	<b>\$0.00</b>

**Town of Bloomsburg**  
**Statement of Revenues and Expenditures - Compared to Budget**  
**Year ( 2023 ) Period ( 11 )**

Page 6 of 14

12/01/2023

8:37 AM

Account	Account Description	Budget	MTD Actual	YTD Actual	% Used	Remaining
Total General Fund Revenues:		\$9,445,523.00	\$411,726.23	\$7,245,914.90	76.71%	\$2,199,608.10
Total General Fund Revenues:		\$9,445,523.00	\$411,726.23	\$7,245,914.90		\$2,199,608.10
Total General Fund Expenditures:		\$9,445,523.00	\$2,419,521.72	\$10,038,059.96		(\$592,536.96)
Total General Fund Fund Balance:		\$0.00	(\$2,007,795.49)	(\$2,792,145.06)		\$2,792,145.06

**Town of Bloomsburg**  
**Statement of Revenues and Expenditures - Compared to Budget**  
**Year ( 2023 ) Period ( 11 )**

Page 7 of 14

12/01/2023

8:37 AM

Account	Account Description	Budget	MTD Actual	YTD Actual	% Used	Remaining
<b>Expenditure</b>						
<b>Legislative</b>						
01-400-00-5100	Prior Year Expense	\$0.00	\$0.00	\$0.00	0.00%	\$0.00
01-400-00-5110	Elected Officials	\$30,000.00	\$2,747.29	\$27,413.76	91.38%	\$2,586.24
01-400-00-5120	Wages - Salaried Employees	\$162,265.00	\$18,722.88	\$128,159.18	78.98%	\$34,105.82
01-400-00-5140	Wages- Full Time Employees	\$55,817.00	\$47,820.00	\$93,982.72	168.38%	(\$38,165.72)
01-400-00-5142	Wages - Part Time Employees	\$28,686.00	\$4,703.52	\$26,371.83	91.93%	\$2,314.17
01-400-00-5143	Workers Compensation	\$803.00	\$0.00	\$41.07	5.11%	\$761.93
01-400-00-5155	Paychex Fees	\$12,500.00	\$2,896.19	\$15,571.95	124.58%	(\$3,071.95)
01-400-00-5156	Health Insurance	\$51,133.00	\$3,678.56	\$38,795.32	75.87%	\$12,337.68
01-400-00-5157	Medical	\$2,800.00	\$0.00	\$606.00	21.64%	\$2,194.00
01-400-00-5158	Life and Disability Insurance	\$621.00	\$35.48	\$390.28	62.85%	\$230.72
01-400-00-5161	Social Security	\$21,173.00	\$5,695.82	\$21,913.23	103.50%	(\$740.23)
01-400-00-5182	Longevity	\$1,150.00	\$0.00	\$820.00	71.30%	\$330.00
01-400-00-5183	Overtime	\$0.00	\$0.00	\$48.30	0.00%	(\$48.30)
01-400-00-5189	Vacation	\$3,120.00	\$0.00	\$0.00	0.00%	\$3,120.00
01-400-00-5210	Office Supplies	\$3,000.00	\$0.00	\$2,074.38	69.15%	\$925.63
01-400-00-5311	Auditing Services	\$35,000.00	\$0.00	\$46,000.00	131.43%	(\$11,000.00)
01-400-00-5314	Legal Services	\$25,000.00	\$927.50	\$16,520.35	66.08%	\$8,479.65
01-400-00-5318	Codes Analysis - General Code	\$7,500.00	\$0.00	\$3,200.00	42.67%	\$4,300.00
01-400-00-5319	Legal Services - 2022	\$0.00	\$0.00	\$2,500.00	0.00%	(\$2,500.00)
01-400-00-5320	Communications Expense	\$20,000.00	\$745.04	\$14,323.91	71.62%	\$5,676.09
01-400-00-5325	Postage	\$6,000.00	\$0.00	\$789.26	13.15%	\$5,210.74
01-400-00-5340	Advertising and Printing	\$4,000.00	\$157.40	\$3,617.94	90.45%	\$382.06
01-400-00-5370	Maintenance and Repair	\$2,500.00	\$154.93	\$3,164.28	126.57%	(\$664.28)
01-400-00-5420	Dues and Subscriptions	\$9,000.00	\$47.98	\$3,620.75	40.23%	\$5,379.25
01-400-00-5460	Training	\$1,000.00	\$0.00	\$240.00	24.00%	\$760.00
01-400-00-5461	Training- Council	\$500.00	\$0.00	\$0.00	0.00%	\$500.00
01-400-00-5470	General Expense	\$5,000.00	\$122.92	\$15,415.69	308.31%	(\$10,415.69)
01-400-00-5471	Parade of Lights	\$0.00	\$0.00	\$0.00	0.00%	\$0.00
01-400-00-5473	DBI - Miller Avenue	\$0.00	\$0.00	\$48,587.67	0.00%	(\$48,587.67)
01-400-00-5882	EDCDI Grant \$50,000 BART	\$0.00	\$50,000.00	\$50,000.00	0.00%	(\$50,000.00)
	<b>Subtotal</b>	<b>\$488,568.00</b>	<b>\$138,455.51</b>	<b>\$564,167.87</b>	<b>115.47%</b>	<b>(\$75,599.87)</b>
<b>Tax Collection</b>						
01-403-00-5110	Wages - Tax Collector	\$15,000.00	\$0.00	\$12,000.00	80.00%	\$3,000.00
01-403-00-5114	Commissions- EIT, OPT and GRT	\$2,750.00	\$0.00	\$0.00	0.00%	\$2,750.00
01-403-00-5120	Salaries Appointed Officials	\$0.00	\$0.00	\$0.00	0.00%	\$0.00
01-403-00-5161	Social Security	\$1,148.00	\$0.00	\$918.00	79.97%	\$230.00
01-403-00-5240	Materials and Supplies	\$2,500.00	\$0.00	\$1,599.52	63.98%	\$900.48
01-403-00-5314	Legal Services	\$0.00	\$0.00	\$0.00	0.00%	\$0.00
	<b>Subtotal</b>	<b>\$21,398.00</b>	<b>\$0.00</b>	<b>\$14,517.52</b>	<b>67.85%</b>	<b>\$6,880.48</b>
<b>Other Gen Govt Administration</b>						
01-406-00-5120	Salaries - Appointed Officials	\$0.00	\$0.00	\$0.00	0.00%	\$0.00
01-406-00-5156	Health Insurance	\$0.00	\$0.00	\$0.00	0.00%	\$0.00
01-406-00-5157	Medical	\$0.00	\$0.00	\$0.00	0.00%	\$0.00
01-406-00-5158	Life and Disability Insurance	\$0.00	\$0.00	\$0.00	0.00%	\$0.00
01-406-00-5161	Social Security	\$0.00	\$0.00	\$0.00	0.00%	\$0.00
01-406-00-5162	Unemployment Compensation	\$0.00	\$0.00	\$0.00	0.00%	\$0.00
01-406-00-5182	Longevity	\$0.00	\$0.00	\$0.00	0.00%	\$0.00
01-406-00-5189	Vacation	\$0.00	\$0.00	\$0.00	0.00%	\$0.00

**Town of Bloomsburg**  
**Statement of Revenues and Expenditures - Compared to Budget**  
**Year ( 2023 ) Period ( 11 )**

Page 8 of 14

12/01/2023

8:37 AM

Account	Account Description	Budget	MTD Actual	YTD Actual	% Used	Remaining
01-406-00-5210	Office Supplies	\$0.00	\$0.00	\$0.00	0.00%	\$0.00
01-406-00-5240	Materials and Supplies	\$0.00	\$0.00	\$0.00	0.00%	\$0.00
01-406-00-5320	Communications Expense	\$0.00	\$0.00	\$0.00	0.00%	\$0.00
01-406-00-5325	Postage	\$0.00	\$0.00	\$0.00	0.00%	\$0.00
01-406-00-5340	Advertising and Printing	\$0.00	\$0.00	\$0.00	0.00%	\$0.00
01-406-00-5420	Dues and Subscriptions	\$0.00	\$0.00	\$0.00	0.00%	\$0.00
01-406-00-5460	Training	\$0.00	\$0.00	\$0.00	0.00%	\$0.00
01-406-00-5470	General Expense	\$0.00	\$0.00	\$0.00	0.00%	\$0.00
01-406-00-5471	Expenses for Downtown Events	\$0.00	\$0.00	\$0.00	0.00%	\$0.00
01-406-00-5520	Facade Grant	\$0.00	\$0.00	\$0.00	0.00%	\$0.00
01-406-00-5542	Renaissance Expenses	\$0.00	\$0.00	\$0.00	0.00%	\$0.00
01-406-00-5700	Equipment Purchase	\$0.00	\$0.00	\$0.00	0.00%	\$0.00
01-406-00-5830	Contribution to Retirement	\$0.00	\$0.00	\$0.00	0.00%	\$0.00
	<b>Subtotal</b>	<b>\$0.00</b>	<b>\$0.00</b>	<b>\$0.00</b>	<b>0.00%</b>	<b>\$0.00</b>
<b>Buildings and Plant</b>						
01-409-00-4634	Maintenance Cleaning Service	\$0.00	\$0.00	\$0.00	0.00%	\$0.00
01-409-00-4636	Town Hall- Cleaning	\$6,250.00	\$1,269.25	\$6,111.42	97.78%	\$138.58
01-409-00-5141	Part Time Employees	\$0.00	\$0.00	\$0.00	0.00%	\$0.00
01-409-00-5241	Town Hall Materials	\$0.00	\$0.00	\$0.00	0.00%	\$0.00
01-409-00-5242	Public Works Building Material	\$0.00	\$0.00	\$0.00	0.00%	\$0.00
01-409-00-5361	Town Hall Utilities	\$10,750.00	\$606.16	\$7,639.66	71.07%	\$3,110.34
01-409-00-5373	Demolition of Building	\$0.00	\$0.00	\$0.00	0.00%	\$0.00
01-409-00-5380	Town Hall Maintenance	\$9,000.00	\$221.61	\$3,698.75	41.10%	\$5,301.25
01-409-00-5381	Public Works Building Maintena	\$0.00	\$0.00	\$0.00	0.00%	\$0.00
01-409-00-5382	DUI Building Expenses	\$0.00	\$0.00	\$0.00	0.00%	\$0.00
01-409-00-5383	Day Care Building Maintenance	\$0.00	\$0.00	\$0.00	0.00%	\$0.00
01-409-00-5472	Public Works Building General	\$0.00	\$0.00	\$0.00	0.00%	\$0.00
01-409-00-5610	Town Hall Improvements	\$2,500.00	\$236.00	\$3,981.00	159.24%	(\$1,481.00)
01-409-00-5611	Town Hall Generator	\$0.00	\$0.00	\$0.00	0.00%	\$0.00
01-409-00-5612	Paint/Repair Town Hall	\$0.00	\$0.00	\$0.00	0.00%	\$0.00
	<b>Subtotal</b>	<b>\$28,500.00</b>	<b>\$2,333.02</b>	<b>\$21,430.83</b>	<b>75.20%</b>	<b>\$7,069.17</b>
<b>Police</b>						
01-410-00-4560	Drivers Mobilization Grant	\$0.00	\$0.00	\$0.00	0.00%	\$0.00
01-410-00-5110	Salaries - Elected Officials	\$0.00	\$0.00	\$0.00	0.00%	\$0.00
01-410-00-5120	Wages- Salaried Employees	\$105,000.00	\$12,115.38	\$94,819.70	90.30%	\$10,180.30
01-410-00-5121	Salary- Police Chief	\$0.00	\$0.00	\$0.00	0.00%	\$0.00
01-410-00-5122	Salaries- Uniformed Police Off	\$1,307,018.00	\$144,831.20	\$993,006.70	75.97%	\$314,011.30
01-410-00-5123	Special Grants- Retro	\$0.00	\$0.00	\$0.00	0.00%	\$0.00
01-410-00-5140	Wages- Full Time Employees	\$206,115.00	\$23,782.43	\$262,500.11	127.36%	(\$56,385.11)
01-410-00-5141	Wages - Part Time Uniformed	\$0.00	\$1,480.64	\$26,593.61	0.00%	(\$26,593.61)
01-410-00-5142	Wages - Part Time Employees	\$4,000.00	\$513.00	\$5,549.50	138.74%	(\$1,549.50)
01-410-00-5143	Workers Compensation	\$80,230.00	\$0.00	\$56,282.30	70.15%	\$23,947.70
01-410-00-5156	Health Insurance	\$490,108.00	\$40,351.04	\$474,184.68	96.75%	\$15,923.32
01-410-00-5157	Medical	\$16,518.00	\$263.10	\$18,273.45	110.63%	(\$1,755.45)
01-410-00-5158	Life and Disability Insurance	\$7,600.00	\$885.02	\$11,116.88	146.27%	(\$3,516.88)
01-410-00-5161	Social Security	\$44,348.00	\$4,735.42	\$37,302.75	84.11%	\$7,045.25
01-410-00-5177	Unused Sick Leave	\$73,695.00	\$0.00	\$0.00	0.00%	\$73,695.00
01-410-00-5182	Longevity	\$19,100.00	\$1,220.00	\$18,180.00	95.18%	\$920.00
01-410-00-5183	Overtime	\$73,500.00	\$21,327.02	\$85,179.77	115.89%	(\$11,679.77)
01-410-00-5184	Shift Differential	\$25,532.00	\$3,300.69	\$27,717.97	108.56%	(\$2,185.97)
01-410-00-5188	Court	\$31,500.00	\$6,329.68	\$37,161.53	117.97%	(\$5,661.53)

**Town of Bloomsburg**  
**Statement of Revenues and Expenditures - Compared to Budget**  
**Year ( 2023 ) Period ( 11 )**

Page 9 of 14

12/01/2023

8:37 AM

Account	Account Description	Budget	MTD Actual	YTD Actual	% Used	Remaining
01-410-00-5189	Vacation	\$2,020.00	\$0.00	\$0.00	0.00%	\$2,020.00
01-410-00-5190	Fair/Parade Security	\$16,000.00	\$452.04	\$15,674.63	97.97%	\$325.37
01-410-00-5191	Field Training Officer	\$0.00	\$405.00	\$1,140.00	0.00%	(\$1,140.00)
01-410-00-5225	Pedestrian Safety Program	\$0.00	\$0.00	\$0.00	0.00%	\$0.00
01-410-00-5228	Police Dog Expenses	\$0.00	\$0.00	\$0.00	0.00%	\$0.00
01-410-00-5231	Gas, Oil and Grease	\$24,000.00	\$103.10	\$19,831.45	82.63%	\$4,168.55
01-410-00-5232	Insurance	\$6,000.00	\$0.00	\$2,000.00	33.33%	\$4,000.00
01-410-00-5238	Uniforms	\$19,000.00	\$908.52	\$13,433.84	70.70%	\$5,566.16
01-410-00-5240	Materials and Supplies	\$21,500.00	\$1,640.61	\$13,686.70	63.66%	\$7,813.30
01-410-00-5243	Police Records Center Program	\$0.00	\$0.00	\$0.00	0.00%	\$0.00
01-410-00-5314	Legal Services	\$10,000.00	\$0.00	\$2,566.50	25.67%	\$7,433.50
01-410-00-5320	Communications Expense	\$35,000.00	\$2,852.81	\$41,253.00	117.87%	(\$6,253.00)
01-410-00-5325	Postage	\$3,000.00	\$0.00	\$2,763.69	92.12%	\$236.31
01-410-00-5340	Advertising and Printing	\$3,000.00	\$223.63	\$5,037.52	167.92%	(\$2,037.52)
01-410-00-5352	Insurance Accident Exp.	\$0.00	\$0.00	\$0.00	0.00%	\$0.00
01-410-00-5361	Utilities	\$9,500.00	\$674.08	\$3,129.50	32.94%	\$6,370.50
01-410-00-5371	Maintenance- Police Vehicles	\$12,000.00	\$10.00	\$4,225.15	35.21%	\$7,774.85
01-410-00-5372	Pango Expense	\$10,000.00	\$1,592.00	\$3,357.75	33.58%	\$6,642.25
01-410-00-5374	Equipment Maintenance	\$25,000.00	\$206.57	\$15,115.04	60.46%	\$9,884.96
01-410-00-5376	Tissues- Dish Soap- Brushes	\$50.00	\$0.00	\$0.00	0.00%	\$50.00
01-410-00-5377	Maintenance- Parking Meters	\$1,000.00	\$0.00	\$401.98	40.20%	\$598.02
01-410-00-5384	Building Maintenance	\$5,000.00	\$42.00	\$2,462.07	49.24%	\$2,537.93
01-410-00-5385	Cleaning - Police Building	\$10,250.00	\$1,381.26	\$4,374.15	42.67%	\$5,875.85
01-410-00-5386	Cleaning - Parking	\$600.00	\$138.13	\$466.14	77.69%	\$133.86
01-410-00-5460	Training	\$19,000.00	\$52.14	\$6,361.21	33.48%	\$12,638.79
01-410-00-5462	Recruiting Expense	\$0.00	\$0.00	\$11,575.46	0.00%	(\$11,575.46)
01-410-00-5463	Bloom School District	\$0.00	\$0.00	\$428.00	0.00%	(\$428.00)
01-410-00-5470	General Expense	\$13,000.00	\$225.98	\$26,478.20	203.68%	(\$13,478.20)
01-410-00-5500	Cops In Shops/DUI Enforcement	\$10,000.00	\$161.46	\$4,191.52	41.92%	\$5,808.48
01-410-00-5503	Drug Task Force Program	\$10,000.00	\$109.56	\$4,676.76	46.77%	\$5,323.24
01-410-00-5504	DUI Processing Center	\$40,000.00	\$399.86	\$17,385.92	43.46%	\$22,614.08
01-410-00-5505	Seat Belt Enforcement Program	\$5,000.00	\$0.00	\$1,197.39	23.95%	\$3,802.61
01-410-00-5506	CSMU Mini Grant	\$0.00	\$0.00	\$0.00	0.00%	\$0.00
01-410-00-5507	Crowd Control Equipment Grant	\$0.00	\$0.00	\$0.00	0.00%	\$0.00
01-410-00-5509	Special Event Services	\$0.00	\$0.00	\$6,919.65	0.00%	(\$6,919.65)
01-410-00-5510	DOJ Grant	\$4,400.00	\$0.00	\$0.00	0.00%	\$4,400.00
01-410-00-5520	Aggressive Driving Enforcement	\$5,000.00	\$0.00	\$2,962.59	59.25%	\$2,037.41
01-410-00-5521	Drug Recognition Expert	\$1,000.00	\$0.00	\$438.24	43.82%	\$561.76
01-410-00-5524	K9 Program	\$9,737.00	\$1,123.50	\$8,800.75	90.38%	\$936.25
01-410-00-5525	Pedestrian Safety Grant	\$0.00	\$0.00	\$0.00	0.00%	\$0.00
01-410-00-5526	RUDD Grant	\$19,405.00	\$0.00	\$8,684.69	44.75%	\$10,720.31
01-410-00-5700	Equipment Purchase	\$1,300.00	\$0.00	\$1,179.96	90.77%	\$120.04
01-410-00-5830	Contribution to Retirement	\$0.00	\$0.00	\$0.00	0.00%	\$0.00
	<b>Subtotal</b>	<b>\$2,835,026.00</b>	<b>\$273,836.87</b>	<b>\$2,400,068.40</b>	<b>84.66%</b>	<b>\$434,957.60</b>
<b>Fire</b>						
01-411-00-5161	Social Security	\$0.00	\$0.00	\$0.00	0.00%	\$0.00
01-411-00-5312	Consultant Services	\$0.00	\$0.00	\$0.00	0.00%	\$0.00
01-411-00-5320	Communications Expense	\$0.00	\$0.00	\$0.00	0.00%	\$0.00
01-411-00-5325	Postage	\$0.00	\$0.00	\$0.00	0.00%	\$0.00
01-411-00-5340	Advertising and Printing	\$0.00	\$0.00	\$0.00	0.00%	\$0.00
01-411-00-5352	Insurance	\$0.00	\$0.00	\$0.00	0.00%	\$0.00
01-411-00-5360	Utilities	\$0.00	\$0.00	\$0.00	0.00%	\$0.00

**Town of Bloomsburg**  
**Statement of Revenues and Expenditures - Compared to Budget**  
**Year ( 2023 ) Period ( 11 )**

Page 10 of 14

12/01/2023

8:37 AM

Account	Account Description	Budget	MTD Actual	YTD Actual	% Used	Remaining
01-411-00-5385	Maintenance- Training Building	\$0.00	\$0.00	\$0.00	0.00%	\$0.00
01-411-00-5540	Contribution to Fire Relief	\$60,000.00	\$0.00	\$62,213.37	103.69%	(\$2,213.37)
	<b>Subtotal</b>	<b>\$60,000.00</b>	<b>\$0.00</b>	<b>\$62,213.37</b>	<b>103.69%</b>	<b>(\$2,213.37)</b>
<b>Code Enforcement</b>						
01-413-00-5112	Salaries- Zoning Hearing Board	\$1,800.00	\$0.00	\$400.00	22.22%	\$1,400.00
01-413-00-5120	Wages - Salaried Employees	\$108,639.00	\$12,535.32	\$98,697.29	90.85%	\$9,941.71
01-413-00-5140	Wages- Full Time Employees	\$39,312.00	\$4,536.00	\$34,970.62	88.96%	\$4,341.38
01-413-00-5141	Wages- Seasonal Employees	\$0.00	\$0.00	\$1,600.00	0.00%	(\$1,600.00)
01-413-00-5142	Wages- Part Time Employees	\$4,800.00	\$0.00	\$2,325.92	48.46%	\$2,474.08
01-413-00-5143	Workers Compensation	\$765.00	\$0.00	\$5,038.06	658.57%	(\$4,273.06)
01-413-00-5156	Health Insurance	\$46,127.00	\$3,285.85	\$43,541.65	94.40%	\$2,585.35
01-413-00-5157	Medical	\$1,796.00	\$0.00	\$1,996.49	111.16%	(\$200.49)
01-413-00-5158	Life and Disability Insurance	\$640.00	\$51.67	\$568.37	88.81%	\$71.63
01-413-00-5161	Social Security	\$12,212.00	\$1,349.31	\$11,270.07	92.29%	\$941.93
01-413-00-5162	Unemployment Compensation	\$0.00	\$0.00	\$0.00	0.00%	\$0.00
01-413-00-5177	Unused Sick Leave	\$0.00	\$0.00	\$0.00	0.00%	\$0.00
01-413-00-5178	Certifications	\$1,550.00	\$178.86	\$1,530.88	98.77%	\$19.12
01-413-00-5182	Longevity	\$920.00	\$0.00	\$920.00	100.00%	\$0.00
01-413-00-5183	Overtime	\$0.00	\$0.00	\$0.00	0.00%	\$0.00
01-413-00-5189	Vacation	\$1,212.00	\$0.00	\$0.00	0.00%	\$1,212.00
01-413-00-5231	Gas, Oil and Grease	\$1,000.00	\$0.00	\$566.23	56.62%	\$433.77
01-413-00-5232	Insurance	\$1,100.00	\$0.00	\$0.00	0.00%	\$1,100.00
01-413-00-5240	Materials and Supplies	\$4,000.00	\$42.35	\$134.34	3.36%	\$3,865.67
01-413-00-5245	Parking Committee Expense	\$0.00	\$0.00	\$0.00	0.00%	\$0.00
01-413-00-5310	Cons./ Eng. Serv. Barry Isett	\$100,000.00	\$0.00	\$32,656.67	32.66%	\$67,343.33
01-413-00-5313	Engineering Services	\$15,000.00	\$383.50	\$7,310.50	48.74%	\$7,689.50
01-413-00-5314	Legal Services	\$40,000.00	\$2,322.50	\$119,841.01	299.60%	(\$79,841.01)
01-413-00-5315	Inspection Services	\$0.00	\$0.00	\$0.00	0.00%	\$0.00
01-413-00-5318	Stenographer Services	\$4,000.00	\$150.00	\$1,451.00	36.28%	\$2,549.00
01-413-00-5319	Legal Services-Dev.	\$20,000.00	\$0.00	\$11,998.90	59.99%	\$8,001.10
01-413-00-5320	Communications Expense	\$7,000.00	\$23.76	\$9,638.30	137.69%	(\$2,638.30)
01-413-00-5321	Zoning & Ordinance Audit Exp	\$35,000.00	\$0.00	\$0.00	0.00%	\$35,000.00
01-413-00-5322	Consultant Services	\$0.00	\$0.00	\$5,571.25	0.00%	(\$5,571.25)
01-413-00-5325	Postage	\$1,000.00	\$0.00	\$914.13	91.41%	\$85.87
01-413-00-5340	Advertising and Printing	\$4,500.00	\$266.47	\$3,695.13	82.11%	\$804.87
01-413-00-5352	Insurance	\$0.00	\$0.00	\$0.00	0.00%	\$0.00
01-413-00-5370	Maintenance and Repair	\$1,300.00	\$103.29	\$2,405.10	185.01%	(\$1,105.10)
01-413-00-5373	Vehicle Maintenance	\$750.00	\$0.00	\$1,104.28	147.24%	(\$354.28)
01-413-00-5420	Dues and Subscriptions	\$6,200.00	\$0.00	\$1,645.00	26.53%	\$4,555.00
01-413-00-5451	Contracted Services	\$0.00	\$0.00	\$5,395.25	0.00%	(\$5,395.25)
01-413-00-5460	Training	\$3,000.00	\$0.00	\$20.00	0.67%	\$2,980.00
01-413-00-5470	General Expense	\$2,500.00	\$22.92	\$807.13	32.29%	\$1,692.87
01-413-00-5700	Equipment Purchase	\$0.00	\$0.00	\$0.00	0.00%	\$0.00
01-413-00-5830	Contribution to Retirement	\$0.00	\$0.00	\$0.00	0.00%	\$0.00
	<b>Subtotal</b>	<b>\$466,123.00</b>	<b>\$25,251.80</b>	<b>\$408,013.57</b>	<b>87.53%</b>	<b>\$58,109.44</b>
<b>Planning and Zoning</b>						
01-414-00-5303	Planning Consultant- Comprehen	\$0.00	\$0.00	\$0.00	0.00%	\$0.00
01-414-00-5304	Planning Consultant- Recreatio	\$0.00	\$0.00	\$0.00	0.00%	\$0.00
01-414-00-5305	Planning Consultant- PEL Study	\$0.00	\$0.00	\$0.00	0.00%	\$0.00
01-414-00-5306	Planning Consultant - Parking	\$0.00	\$0.00	\$0.00	0.00%	\$0.00



**Town of Bloomsburg**  
**Statement of Revenues and Expenditures - Compared to Budget**  
**Year ( 2023 ) Period ( 11 )**

Page 11 of 14

12/01/2023

8:37 AM

Account	Account Description	Budget	MTD Actual	YTD Actual	% Used	Remaining
	<b>Subtotal</b>	<b>\$0.00</b>	<b>\$0.00</b>	<b>\$0.00</b>	<b>0.00%</b>	<b>\$0.00</b>
<b>Emergency Management</b>						
01-415-00-5120	Wages - EMA Coordinator	\$2,500.00	\$1,464.26	\$3,856.98	154.28%	(\$1,356.98)
01-415-00-5161	Social Security	\$192.00	\$95.63	\$191.26	99.61%	\$0.74
01-415-00-5320	Communications Expense	\$1,500.00	\$206.91	\$334.91	22.33%	\$1,165.09
01-415-00-5360	Utilities	\$550.00	\$25.71	\$264.47	48.09%	\$285.53
01-415-00-5370	Maintenance and Repair	\$1,200.00	\$0.00	\$0.00	0.00%	\$1,200.00
	<b>Subtotal</b>	<b>\$5,942.00</b>	<b>\$1,792.51</b>	<b>\$4,647.62</b>	<b>78.22%</b>	<b>\$1,294.38</b>
<b>Human Services</b>						
01-423-00-5314	Legal Services	\$500.00	\$0.00	\$70.00	14.00%	\$430.00
01-423-00-5325	Postage	\$25.00	\$0.00	\$0.00	0.00%	\$25.00
01-423-00-5340	Advertising and Printing	\$1,000.00	\$0.00	\$295.87	29.59%	\$704.13
01-423-00-5460	Training	\$1,500.00	\$0.00	\$0.00	0.00%	\$1,500.00
	<b>Subtotal</b>	<b>\$3,025.00</b>	<b>\$0.00</b>	<b>\$365.87</b>	<b>12.09%</b>	<b>\$2,659.13</b>
<b>Solid Waste</b>						
01-427-00-5140	Authority- Full Time Employees	\$0.00	\$0.00	\$0.00	0.00%	\$0.00
01-427-00-5161	Authority- Social Security	\$0.00	\$0.00	\$0.00	0.00%	\$0.00
01-427-00-5183	Authority Overtime	\$0.00	\$0.00	\$0.00	0.00%	\$0.00
01-427-00-5240	Authority-Materials & Supplies	\$0.00	\$0.00	\$0.00	0.00%	\$0.00
	<b>Subtotal</b>	<b>\$0.00</b>	<b>\$0.00</b>	<b>\$0.00</b>	<b>0.00%</b>	<b>\$0.00</b>
<b>Public Works General</b>						
01-430-00-5120	Wages - Salaried Employees	\$91,789.00	\$10,591.02	\$82,963.01	90.38%	\$8,825.99
01-430-00-5140	Wages- Full Time Employees	\$489,279.00	\$62,439.85	\$458,544.27	93.72%	\$30,734.73
01-430-00-5141	Wages- Seasonal Employees	\$9,000.00	\$0.00	\$13,025.00	144.72%	(\$4,025.00)
01-430-00-5142	Wages - Other	\$0.00	\$0.00	\$0.00	0.00%	\$0.00
01-430-00-5143	Workers Compensation	\$26,814.00	\$0.00	\$20,319.99	75.78%	\$6,494.01
01-430-00-5156	Health Insurance	\$231,393.00	\$20,801.37	\$228,133.41	98.59%	\$3,259.59
01-430-00-5157	Medical	\$10,500.00	\$0.00	\$6,726.66	64.06%	\$3,773.34
01-430-00-5158	Life and Disability Insurance	\$2,372.00	\$181.19	\$1,886.65	79.54%	\$485.35
01-430-00-5161	Social Security	\$45,668.00	\$5,671.34	\$44,560.86	97.58%	\$1,107.14
01-430-00-5177	Unused Sick Leave	\$3,217.00	\$0.00	\$0.00	0.00%	\$3,217.00
01-430-00-5182	Longevity	\$7,820.00	\$1,220.00	\$7,820.00	100.00%	\$0.00
01-430-00-5183	Overtime	\$15,000.00	\$1,014.88	\$11,276.66	75.18%	\$3,723.34
01-430-00-5184	Shift Differential	\$0.00	\$10.00	\$72.25	0.00%	(\$72.25)
01-430-00-5189	Vacation	\$3,687.00	\$0.00	\$0.00	0.00%	\$3,687.00
01-430-00-5190	Fair/Parade Security	\$0.00	\$0.00	\$0.00	0.00%	\$0.00
01-430-00-5191	Uniform Allowance	\$0.00	\$0.00	\$0.00	0.00%	\$0.00
01-430-00-5232	Insurance	\$10,000.00	\$0.00	(\$85.05)	-0.85%	\$10,085.05
01-430-00-5240	Materials & Supplies	\$15,000.00	\$420.87	\$4,225.75	28.17%	\$10,774.25
01-430-00-5260	Minor Equipment Expense	\$3,500.00	\$0.00	\$202.99	5.80%	\$3,297.01
01-430-00-5313	Engineering Services	\$38,000.00	(\$23,004.79)	\$36,355.63	95.67%	\$1,644.37
01-430-00-5314	Legal Services	\$6,000.00	\$0.00	\$297.50	4.96%	\$5,702.50
01-430-00-5319	Cleaning	\$1,225.00	\$223.13	\$1,299.77	106.10%	(\$74.77)
01-430-00-5320	Communications Expense	\$5,000.00	\$57.58	\$2,635.25	52.71%	\$2,364.75
01-430-00-5325	Postage	\$100.00	\$0.00	\$114.90	114.90%	(\$14.90)
01-430-00-5340	Advertising and Printing	\$1,000.00	\$0.00	\$1,798.05	179.81%	(\$798.05)
01-430-00-5352	Insurance Accident Exp.	\$0.00	\$0.00	\$16,846.00	0.00%	(\$16,846.00)
01-430-00-5360	Utilities	\$9,500.00	\$702.00	\$9,474.74	99.73%	\$25.26

**Town of Bloomsburg**  
**Statement of Revenues and Expenditures - Compared to Budget**  
**Year ( 2023 ) Period ( 11 )**

Page 12 of 14

12/01/2023

8:37 AM

Account	Account Description	Budget	MTD Actual	YTD Actual	% Used	Remaining
01-430-00-5379	Tri Parking Lot	\$0.00	\$2,320.00	\$3,735.36	0.00%	(\$3,735.36)
01-430-00-5460	Training	\$500.00	\$0.00	\$0.00	0.00%	\$500.00
01-430-00-5470	General Expense	\$3,000.00	\$205.06	\$1,557.69	51.92%	\$1,442.31
01-430-00-5700	Equipment Purchase	\$14,217.00	\$0.00	\$6,074.00	42.72%	\$8,143.00
01-430-00-5830	Contribution to Retirement	\$0.00	\$0.00	\$0.00	0.00%	\$0.00
	<b>Subtotal</b>	<b>\$1,043,581.00</b>	<b>\$82,853.50</b>	<b>\$959,861.34</b>	<b>91.98%</b>	<b>\$83,719.66</b>
<b>Cleaning Of Streets &amp; Gutters</b>						
01-431-00-5317	Trash Removal	\$3,240.00	\$250.00	\$2,500.00	77.16%	\$740.00
	<b>Subtotal</b>	<b>\$3,240.00</b>	<b>\$250.00</b>	<b>\$2,500.00</b>	<b>77.16%</b>	<b>\$740.00</b>
<b>Traffic Control</b>						
01-433-00-5245	Street Sign Materials	\$3,000.00	\$0.00	(\$1,076.64)	-35.89%	\$4,076.64
01-433-00-5364	Traffic Signal Electrical Cost	\$1,600.00	\$105.85	\$965.84	60.37%	\$634.16
01-433-00-5972	ARLE: 5th & Market Streets	\$100,000.00	\$0.00	\$1,991.40	1.99%	\$98,008.60
01-433-00-5973	ARLE: Route 11 & Park Street	\$100,000.00	\$0.00	\$17,600.31	17.60%	\$82,399.69
01-433-00-5974	ARLE- Pedestrian Countdown	\$100,000.00	\$0.00	\$18,362.94	18.36%	\$81,637.06
01-433-00-5975	American Rescue Plan	\$3,000,000.00	\$961,319.34	\$1,513,580.63	50.45%	\$1,486,419.37
01-433-00-5988	Parking Lots Pine/E.Pine/W. Pi	\$0.00	\$603,053.25	\$840,423.87	0.00%	(\$840,423.87)
01-433-00-5989	USDA- \$500,000- PINE Lots	\$0.00	\$0.00	\$500,000.00	0.00%	(\$500,000.00)
	<b>Subtotal</b>	<b>\$3,304,600.00</b>	<b>\$1,564,478.44</b>	<b>\$2,891,848.35</b>	<b>87.51%</b>	<b>\$412,751.65</b>
<b>Street Lighting</b>						
01-434-00-5313	Engineering Services	\$0.00	\$0.00	\$0.00	0.00%	\$0.00
	<b>Subtotal</b>	<b>\$0.00</b>	<b>\$0.00</b>	<b>\$0.00</b>	<b>0.00%</b>	<b>\$0.00</b>
<b>Sidewalks &amp; Crosswalks</b>						
01-435-00-5246	Street Excavation	\$25,750.00	\$311,106.50	\$704,701.89	2736.71%	(\$678,951.89)
	<b>Subtotal</b>	<b>\$25,750.00</b>	<b>\$311,106.50</b>	<b>\$704,701.89</b>	<b>2736.71%</b>	<b>(\$678,951.89)</b>
<b>Storm Sewers &amp; Drains</b>						
01-436-00-5610	Storm Sewer	\$2,500.00	\$0.00	\$3,805.36	152.21%	(\$1,305.36)
01-436-00-7150	Acquisition of Easement	\$0.00	\$0.00	\$0.00	0.00%	\$0.00
	<b>Subtotal</b>	<b>\$2,500.00</b>	<b>\$0.00</b>	<b>\$3,805.36</b>	<b>152.21%</b>	<b>(\$1,305.36)</b>
<b>Repairs Tools &amp; Equipment</b>						
01-437-00-5231	Gas, Oil and Grease	\$32,000.00	\$0.00	\$21,092.17	65.91%	\$10,907.83
01-437-00-5374	Equipment Maintenance	\$25,000.00	\$1,274.16	\$42,289.05	169.16%	(\$17,289.05)
	<b>Subtotal</b>	<b>\$57,000.00</b>	<b>\$1,274.16</b>	<b>\$63,381.22</b>	<b>111.20%</b>	<b>(\$6,381.22)</b>
<b>Maint &amp; Repairs</b>						
01-438-00-5247	Road Materials and Supplies	\$1,000.00	\$0.00	\$384.66	38.47%	\$615.34
	<b>Subtotal</b>	<b>\$1,000.00</b>	<b>\$0.00</b>	<b>\$384.66</b>	<b>38.47%</b>	<b>\$615.34</b>
<b>Airports</b>						
01-440-00-5100	Prior Year	\$0.00	\$0.00	\$0.00	0.00%	\$0.00
01-440-00-5140	Wages- Salaried Employees	\$47,643.00	\$5,497.26	\$43,041.56	90.34%	\$4,601.44
01-440-00-5143	Workers Comp.	\$1,888.00	\$0.00	\$1,671.89	88.55%	\$216.11
01-440-00-5156	Health Insurance	\$11,544.00	\$961.95	\$10,677.65	92.50%	\$866.35
01-440-00-5157	Medical	\$898.00	\$0.00	\$462.17	51.47%	\$435.83
01-440-00-5158	Life & Disability Ins.	\$213.00	\$17.74	\$195.14	91.62%	\$17.86

**Town of Bloomsburg**  
**Statement of Revenues and Expenditures - Compared to Budget**  
**Year ( 2023 ) Period ( 11 )**

Page 13 of 14

12/01/2023

8:37 AM

Account	Account Description	Budget	MTD Actual	YTD Actual	% Used	Remaining
01-440-00-5161	Social Security	\$3,793.00	\$411.87	\$3,435.06	90.56%	\$357.94
01-440-00-5182	Longevity	\$1,020.00	\$0.00	\$1,020.00	100.00%	\$0.00
01-440-00-5189	Vacation	\$917.00	\$0.00	\$0.00	0.00%	\$917.00
01-440-00-5231	Gas, Oil and Grease	\$200.00	\$0.00	\$69.50	34.75%	\$130.50
01-440-00-5232	Insurance/Accident Expense	\$0.00	\$3,490.00	\$3,490.00	0.00%	(\$3,490.00)
01-440-00-5240	Materials and Supplies	\$1,000.00	\$0.00	\$823.39	82.34%	\$176.61
01-440-00-5312	Consultant Services	\$0.00	\$0.00	\$0.00	0.00%	\$0.00
01-440-00-5313	Engineering Services	\$0.00	\$0.00	\$6,505.21	0.00%	(\$6,505.21)
01-440-00-5314	Legal Services	\$1,000.00	\$0.00	\$857.50	85.75%	\$142.50
01-440-00-5320	Communications Expense	\$2,500.00	\$56.15	\$1,482.79	59.31%	\$1,017.21
01-440-00-5325	Postage	\$25.00	\$0.00	\$22.71	90.84%	\$2.29
01-440-00-5352	Insurance	\$6,000.00	\$0.00	\$5,561.00	92.68%	\$439.00
01-440-00-5360	Utilities	\$5,000.00	\$278.88	\$3,445.61	68.91%	\$1,554.39
01-440-00-5370	Maintenance and Repair	\$3,200.00	\$51.64	\$48,261.12	1508.16%	(\$45,061.12)
01-440-00-5371	Aviation Fuel	\$83,600.00	\$0.00	\$127,588.29	152.62%	(\$43,988.29)
01-440-00-5460	Training	\$1,000.00	\$0.00	\$833.30	83.33%	\$166.70
01-440-00-5470	General Expense	\$2,000.00	\$700.00	\$1,025.00	51.25%	\$975.00
01-440-00-5471	Special Events	\$0.00	\$0.00	\$500.00	0.00%	(\$500.00)
	<b>Subtotal</b>	<b>\$173,441.00</b>	<b>\$11,465.49</b>	<b>\$260,968.89</b>	<b>150.47%</b>	<b>(\$87,527.89)</b>
<b>Parking Facilities</b>						
01-445-00-5245	Parking Committee Expenses	\$0.00	\$0.00	\$0.00	0.00%	\$0.00
01-445-00-5313	Engineering Services	\$0.00	\$0.00	\$0.00	0.00%	\$0.00
01-445-00-5450	Contracted Resurfacing Service	\$0.00	\$0.00	\$0.00	0.00%	\$0.00
	<b>Subtotal</b>	<b>\$0.00</b>	<b>\$0.00</b>	<b>\$0.00</b>	<b>0.00%</b>	<b>\$0.00</b>
<b>Parks</b>						
01-454-00-5240	Materials and Supplies	\$6,000.00	\$0.00	\$6,236.66	103.94%	(\$236.66)
01-454-00-5312	Consultant Services	\$0.00	\$0.00	\$0.00	0.00%	\$0.00
01-454-00-5313	Engineering Service	\$0.00	\$0.00	\$0.00	0.00%	\$0.00
01-454-00-5360	Utilities	\$12,000.00	\$1,407.65	\$16,754.15	139.62%	(\$4,754.15)
01-454-00-5370	Maintenance and Repair	\$14,000.00	\$130.34	\$6,472.86	46.23%	\$7,527.14
01-454-00-5380	Equipment	\$2,000.00	\$0.00	\$0.00	0.00%	\$2,000.00
01-454-00-5384	Cleaning - Restrooms	\$0.00	\$2,709.38	\$7,354.14	0.00%	(\$7,354.14)
01-454-00-5385	Tree Removal	\$10,000.00	\$0.00	\$3,400.00	34.00%	\$6,600.00
01-454-00-5386	Dog Park	\$0.00	\$37.55	\$895.94	0.00%	(\$895.94)
01-454-00-5390	Flowers	\$2,500.00	\$0.00	\$1,198.50	47.94%	\$1,301.50
01-454-00-5610	Construction Services	\$0.00	\$0.00	\$0.00	0.00%	\$0.00
01-454-00-5613	TownPark Restoration:DCED/DCNR	\$0.00	\$0.00	\$0.00	0.00%	\$0.00
01-454-00-5614	DCNR- BART \$750,000	\$0.00	\$0.00	\$750,000.00	0.00%	(\$750,000.00)
	<b>Subtotal</b>	<b>\$46,500.00</b>	<b>\$4,284.92</b>	<b>\$792,312.25</b>	<b>1703.90%</b>	<b>(\$745,812.25)</b>
<b>Shade Trees</b>						
01-455-00-5261	Replacement Costs	\$2,300.00	\$2,139.00	\$2,139.00	93.00%	\$161.00
01-455-00-5314	Legal Services	\$500.00	\$0.00	\$0.00	0.00%	\$500.00
01-455-00-5325	Postage	\$200.00	\$0.00	\$1.83	0.92%	\$198.17
01-455-00-5340	Advertising and Printing	\$100.00	\$0.00	\$0.00	0.00%	\$100.00
01-455-00-5460	Training	\$500.00	\$0.00	\$185.00	37.00%	\$315.00
01-455-00-5470	General Expense	\$0.00	\$0.00	\$0.00	0.00%	\$0.00
01-455-01-5325	Postage	\$0.00	\$0.00	\$0.00	0.00%	\$0.00
	<b>Subtotal</b>	<b>\$3,600.00</b>	<b>\$2,139.00</b>	<b>\$2,325.83</b>	<b>64.61%</b>	<b>\$1,274.17</b>

**Town of Bloomsburg**  
**Statement of Revenues and Expenditures - Compared to Budget**  
**Year ( 2023 ) Period ( 11 )**

Page 14 of 14

12/01/2023

8:37 AM

Account	Account Description	Budget	MTD Actual	YTD Actual	% Used	Remaining
<b>Libraries</b>						
01-456-00-5240	Materials and Supplies	\$0.00	\$0.00	\$0.00	0.00%	\$0.00
	<b>Subtotal</b>	<b>\$0.00</b>	<b>\$0.00</b>	<b>\$0.00</b>	<b>0.00%</b>	<b>\$0.00</b>
<b>Dept 459</b>						
01-459-00-5240	Materials and Supplies	\$0.00	\$0.00	\$0.00	0.00%	\$0.00
01-459-00-5360	Utilities	\$350.00	\$0.00	\$293.86	83.96%	\$56.14
	<b>Subtotal</b>	<b>\$350.00</b>	<b>\$0.00</b>	<b>\$293.86</b>	<b>83.96%</b>	<b>\$56.14</b>
<b>Contributions</b>						
01-465-00-5544	Fireworks Display	\$5,000.00	\$0.00	\$4,250.00	85.00%	\$750.00
01-465-00-5545	Veteran's Expense	\$0.00	\$0.00	\$0.00	0.00%	\$0.00
	<b>Subtotal</b>	<b>\$5,000.00</b>	<b>\$0.00</b>	<b>\$4,250.00</b>	<b>85.00%</b>	<b>\$750.00</b>
<b>Bond &amp; Note Interest</b>						
01-472-00-5720	Interest on Capital Lease	\$0.00	\$0.00	\$0.00	0.00%	\$0.00
	<b>Subtotal</b>	<b>\$0.00</b>	<b>\$0.00</b>	<b>\$0.00</b>	<b>0.00%</b>	<b>\$0.00</b>
<b>Miscellaneous</b>						
01-480-00-5801	Telephone System Lease Payment	\$0.00	\$0.00	\$0.00	0.00%	\$0.00
01-480-00-5802	Parking Lot Rental	\$0.00	\$0.00	\$0.00	0.00%	\$0.00
	<b>Subtotal</b>	<b>\$0.00</b>	<b>\$0.00</b>	<b>\$0.00</b>	<b>0.00%</b>	<b>\$0.00</b>
<b>Police Pension Contribution</b>						
01-483-00-5830	Contribution to Employee Retir	\$316,721.00	\$0.00	\$316,721.00	100.00%	\$0.00
01-483-00-5831	Contribution to Police Fund	\$430,915.00	\$0.00	\$430,915.00	100.00%	\$0.00
	<b>Subtotal</b>	<b>\$747,636.00</b>	<b>\$0.00</b>	<b>\$747,636.00</b>	<b>100.00%</b>	<b>\$0.00</b>
<b>Insurance and Surety</b>						
01-486-00-5352	Insurance	\$93,012.00	\$0.00	\$128,365.27	138.01%	(\$35,353.27)
01-486-00-5862	Other Payments to Retirees	\$0.00	\$0.00	\$0.00	0.00%	\$0.00
	<b>Subtotal</b>	<b>\$93,012.00</b>	<b>\$0.00</b>	<b>\$128,365.27</b>	<b>138.01%</b>	<b>(\$35,353.27)</b>
<b>Interfund Operating Transfers</b>						
01-492-00-5004	Transfer to Recycling	\$0.00	\$0.00	\$0.00	0.00%	\$0.00
01-492-00-5005	Transfer to Swimming Pool	\$29,731.00	\$0.00	\$0.00	0.00%	\$29,731.00
01-492-00-5021	Transfer to Capital Projects	\$0.00	\$0.00	\$0.00	0.00%	\$0.00
01-492-00-5027	Transfer to Airport Expansion	\$0.00	\$0.00	\$0.00	0.00%	\$0.00
01-492-00-5035	Transfer to Liquid Fuels	\$0.00	\$0.00	\$0.00	0.00%	\$0.00
	<b>Subtotal</b>	<b>\$29,731.00</b>	<b>\$0.00</b>	<b>\$0.00</b>	<b>0.00%</b>	<b>\$29,731.00</b>
<b>Total General Fund Expenditures:</b>		<b>\$9,445,523.00</b>	<b>\$2,419,521.72</b>	<b>\$10,038,059.96</b>	<b>106.27%</b>	<b>(\$592,536.96)</b>
<hr/>						
<b>Total General Fund Revenues:</b>		<b>\$9,445,523.00</b>	<b>\$411,726.23</b>	<b>\$7,245,914.90</b>		<b>\$2,199,608.10</b>
<b>Total General Fund Expenditures:</b>		<b>\$9,445,523.00</b>	<b>\$2,419,521.72</b>	<b>\$10,038,059.96</b>		<b>(\$592,536.96)</b>
<b>Total General Fund Fund Balance:</b>		<b>\$0.00</b>	<b>(\$2,007,795.49)</b>	<b>(\$2,792,145.06)</b>		<b>\$2,792,145.06</b>

**Town of Bloomsburg**  
**Statement of Revenues and Expenditures - Compared to Budget**  
**Year ( 2023 ) Period ( 11 )**

Page 1 of 6

12/01/2023

10:31 AM

Account	Account Description	Budget	MTD Actual	YTD Actual	% Used	Remaining
<b>04 Recycling Fund</b>						
<b>Revenue</b>						
<b>Interest Earnings</b>						
04-341-00-4060	Interest on Savings Account	\$0.00	\$0.00	\$0.00	0.00%	\$0.00
04-341-00-4110	Interest on Capital Escrow Sav	\$0.00	\$0.00	\$0.00	0.00%	\$0.00
04-341-00-4200	Interest on Temporary Investme	\$0.00	\$0.00	\$0.00	0.00%	\$0.00
04-341-00-4213	Interest on Capital Escrow Inv	\$4,000.00	\$0.00	\$30,501.38	762.53%	(\$26,501.38)
	<b>Subtotal</b>	<b>\$4,000.00</b>	<b>\$0.00</b>	<b>\$30,501.38</b>	<b>762.53%</b>	<b>(\$26,501.38)</b>
<b>Federal Capital &amp; Op Grants</b>						
04-351-00-4515	American Rescue Plan	\$0.00	\$0.00	\$0.00	0.00%	\$0.00
04-351-00-4516	Safty Grant	\$0.00	\$0.00	\$0.00	0.00%	\$0.00
04-351-00-4555	FEMA - 2011 Disaster	\$0.00	\$0.00	\$0.00	0.00%	\$0.00
04-351-00-4970	Columbia County -2020 Covid-19	\$0.00	\$0.00	\$0.00	0.00%	\$0.00
	<b>Subtotal</b>	<b>\$0.00</b>	<b>\$0.00</b>	<b>\$0.00</b>	<b>0.00%</b>	<b>\$0.00</b>
<b>State Capital &amp; Op Grants</b>						
04-354-00-4546	Act 101 Recycling Grant	\$342,235.00	\$0.00	\$14.88	0.00%	\$342,220.12
04-354-00-4547	Recycling Performance Grant	\$40,000.00	\$0.00	\$0.00	0.00%	\$40,000.00
04-354-00-4548	PA Conservatrn Grant	\$0.00	\$0.00	\$0.00	0.00%	\$0.00
04-354-00-4555	FEMA - 2011 Disaster	\$0.00	\$0.00	\$0.00	0.00%	\$0.00
04-354-00-4556	PEMA - 2011 Disaster	\$0.00	\$0.00	\$0.00	0.00%	\$0.00
	<b>Subtotal</b>	<b>\$382,235.00</b>	<b>\$0.00</b>	<b>\$14.88</b>	<b>0.00%</b>	<b>\$382,220.12</b>
<b>Local Government Grants</b>						
04-357-00-4573	County Recycling Rebate	\$0.00	\$0.00	\$0.00	0.00%	\$0.00
04-357-00-4574	Conservation Grant	\$0.00	\$0.00	\$0.00	0.00%	\$0.00
	<b>Subtotal</b>	<b>\$0.00</b>	<b>\$0.00</b>	<b>\$0.00</b>	<b>0.00%</b>	<b>\$0.00</b>
<b>Highways &amp; Streets</b>						
04-363-00-4636	PPL Rebate	\$0.00	\$0.00	\$0.00	0.00%	\$0.00
	<b>Subtotal</b>	<b>\$0.00</b>	<b>\$0.00</b>	<b>\$0.00</b>	<b>0.00%</b>	<b>\$0.00</b>
<b>Sanitation</b>						
04-364-00-4640	Scott Township Coordinator Fee	\$6,650.00	\$1,662.50	\$6,700.00	100.75%	(\$50.00)
04-364-00-4641	Rev.- Pallets	\$0.00	\$25.00	\$25.00	0.00%	(\$25.00)
04-364-00-4648	Recycling Fees Spreadsheet	\$180,620.00	\$360.00	\$158,684.00	87.86%	\$21,936.00
04-364-00-4649	Business Recycling Revenue	\$13,815.00	\$123.75	\$13,253.75	95.94%	\$561.25
04-364-00-4650	Newspaper Sales	\$15,400.00	\$0.00	\$9,193.04	59.70%	\$6,206.96
04-364-00-4651	Cardboard/Kraft Sales	\$100,000.00	\$5,330.80	\$50,048.82	50.05%	\$49,951.18
04-364-00-4652	Clear Glass Sales	\$2,000.00	\$1,086.63	\$2,327.94	116.40%	(\$327.94)
04-364-00-4653	Colored Glass Sales	\$1,700.00	\$434.65	\$2,717.00	159.82%	(\$1,017.00)
04-364-00-4654	Magazine Sales	\$0.00	\$0.00	\$0.00	0.00%	\$0.00
04-364-00-4655	Steel Sales	\$9,860.00	\$0.00	\$6,557.73	66.51%	\$3,302.27
04-364-00-4656	Plastics Sales	\$52,000.00	\$1,498.55	\$66,016.39	126.95%	(\$14,016.39)
04-364-00-4657	Aluminum Sales	\$42,000.00	\$0.00	\$21,916.53	52.18%	\$20,083.47
04-364-00-4658	Office Paper Sales	\$9,500.00	\$0.00	\$5,338.55	56.20%	\$4,161.45
04-364-00-4659	Mixed Paper	\$59,000.00	\$2,753.45	\$20,376.23	34.54%	\$38,623.77
04-364-00-4660	Danville Collections	\$47,340.00	\$7,890.20	\$42,826.10	90.46%	\$4,513.90
04-364-00-4661	Recycling Fees -Sales Transfer	\$7,500.00	\$0.00	\$3,360.00	44.80%	\$4,140.00

**Town of Bloomsburg**  
**Statement of Revenues and Expenditures - Compared to Budget**  
**Year ( 2023 ) Period ( 11 )**

Page 2 of 6

12/01/2023

10:31 AM

Account	Account Description	Budget	MTD Actual	YTD Actual	% Used	Remaining
04-364-00-4662	Surrounding Municipalities	\$8,400.00	\$0.00	\$5,040.00	60.00%	\$3,360.00
04-364-00-4663	Recycling Fees - Delinquent	\$15,000.00	\$34.80	\$15,553.31	103.69%	(\$553.31)
04-364-00-4664	Hardcover Book Sales	\$1,800.00	\$0.00	\$0.00	0.00%	\$1,800.00
04-364-00-4801	Scott Township Compost Fees	\$33,280.00	\$8,652.80	\$37,936.20	113.99%	(\$4,656.20)
04-364-00-4803	Shredding Fees	\$5,000.00	\$120.00	\$1,520.00	30.40%	\$3,480.00
04-364-00-4804	Compost Vouchers	\$1,970.00	\$180.00	\$1,920.00	97.46%	\$50.00
04-364-00-4805	Electronics Recycling	\$0.00	\$0.00	\$0.00	0.00%	\$0.00
04-364-00-4807	Bloomsburg Univ. Collection Fe	\$29,495.00	\$7,457.98	\$31,962.76	108.37%	(\$2,467.76)
04-364-00-4808	Scrap Steels	\$1,000.00	\$323.25	\$1,014.35	101.44%	(\$14.35)
04-364-00-4809	Textiles	\$0.00	\$0.00	\$0.00	0.00%	\$0.00
04-364-00-5000	Baling	\$0.00	\$0.00	\$0.00	0.00%	\$0.00
	<b>Subtotal</b>	<b>\$643,330.00</b>	<b>\$37,934.36</b>	<b>\$504,287.70</b>	<b>78.39%</b>	<b>\$139,042.30</b>
<b>Electric System</b>						
04-372-00-5000	Baling	\$0.00	\$0.00	\$0.00	0.00%	\$0.00
	<b>Subtotal</b>	<b>\$0.00</b>	<b>\$0.00</b>	<b>\$0.00</b>	<b>0.00%</b>	<b>\$0.00</b>
<b>Miscellaneous</b>						
04-380-00-4800	Sale of Property, Supplies and	\$0.00	\$0.00	\$0.00	0.00%	\$0.00
04-380-00-4801	Scott Township Compost Fees	\$0.00	\$0.00	\$0.00	0.00%	\$0.00
04-380-00-4802	Other Revenue	\$0.00	\$50.00	\$1,671.00	0.00%	(\$1,671.00)
04-380-00-4803	Shredding Fees	\$0.00	\$0.00	\$0.00	0.00%	\$0.00
04-380-00-4804	Compost Vouchers	\$0.00	\$0.00	\$0.00	0.00%	\$0.00
04-380-00-4805	Electronics Recycling	\$0.00	\$0.00	\$0.00	0.00%	\$0.00
04-380-00-4806	Insurance Settlement Proceeds	\$0.00	\$0.00	\$0.00	0.00%	\$0.00
04-380-00-4807	Bloomsburg Univ Collection Fee	\$0.00	\$0.00	\$0.00	0.00%	\$0.00
04-380-00-4808	TV-Non- Resident	\$0.00	\$0.00	\$0.00	0.00%	\$0.00
04-380-00-4813	Cell Tower Revenue	\$12,000.00	\$1,030.00	\$10,150.00	84.58%	\$1,850.00
	<b>Subtotal</b>	<b>\$12,000.00</b>	<b>\$1,080.00</b>	<b>\$11,821.00</b>	<b>98.51%</b>	<b>\$179.00</b>
<b>Contributions Private Sources</b>						
04-387-00-4958	Rev.- Recycling Health Cont.	\$13,830.00	\$1,470.12	\$11,695.49	84.57%	\$2,134.51
	<b>Subtotal</b>	<b>\$13,830.00</b>	<b>\$1,470.12</b>	<b>\$11,695.49</b>	<b>84.57%</b>	<b>\$2,134.51</b>
<b>Unclassified Operating Revenue</b>						
04-389-00-0000	Other Beginning Balance	\$173,985.00	\$0.00	\$0.00	0.00%	\$173,985.00
	<b>Subtotal</b>	<b>\$173,985.00</b>	<b>\$0.00</b>	<b>\$0.00</b>	<b>0.00%</b>	<b>\$173,985.00</b>
<b>Proceeds General Fixed Assets</b>						
04-391-00-4818	Municipal Proceeds - Recycling	\$0.00	\$0.00	\$0.00	0.00%	\$0.00
04-391-00-4910	Gain of Disposition of Asset	\$0.00	\$0.00	\$0.00	0.00%	\$0.00
	<b>Subtotal</b>	<b>\$0.00</b>	<b>\$0.00</b>	<b>\$0.00</b>	<b>0.00%</b>	<b>\$0.00</b>
<b>Interfund Operating Transfers</b>						
04-392-00-4001	Transfer from General Fund	\$0.00	\$0.00	\$0.00	0.00%	\$0.00
	<b>Subtotal</b>	<b>\$0.00</b>	<b>\$0.00</b>	<b>\$0.00</b>	<b>0.00%</b>	<b>\$0.00</b>
<b>Refunds Prior Year Expenditure</b>						
04-395-00-4700	Workers Comp Rev - Recycling	\$0.00	\$0.00	\$0.00	0.00%	\$0.00
04-395-00-4950	Refund of Prior Year Expenses	\$0.00	\$0.00	\$0.00	0.00%	\$0.00

**Town of Bloomsburg**  
**Statement of Revenues and Expenditures - Compared to Budget**  
**Year ( 2023 ) Period ( 11 )**

Page 3 of 6

12/01/2023

10:31 AM

Account	Account Description	Budget	MTD Actual	YTD Actual	% Used	Remaining
	Subtotal	\$0.00	\$0.00	\$0.00	0.00%	\$0.00
Total Recycling Fund Revenues:		\$1,229,380.00	\$40,484.48	\$558,320.45	45.41%	\$671,059.55
Total Recycling Fund Revenues:		\$1,229,380.00	\$40,484.48	\$558,320.45		\$671,059.55
Total Recycling Fund Expenditures:		\$1,229,380.00	\$64,978.93	\$651,860.85		\$577,519.15
Total Recycling Fund Fund Balance:		\$0.00	(\$24,494.45)	(\$93,540.40)		\$93,540.40

**Town of Bloomsburg**  
**Statement of Revenues and Expenditures - Compared to Budget**  
**Year ( 2023 ) Period ( 11 )**

Page 4 of 6

12/01/2023

10:31 AM

Account	Account Description	Budget	MTD Actual	YTD Actual	% Used	Remaining
<b>Expenditure</b>						
<b>Dept 130</b>						
04-130-32-1900	Due from Norris Rock Memorial	\$0.00	\$0.00	\$0.00	0.00%	\$0.00
	<b>Subtotal</b>	<b>\$0.00</b>	<b>\$0.00</b>	<b>\$0.00</b>	<b>0.00%</b>	<b>\$0.00</b>
<b>Legislative</b>						
04-400-00-5120	Wages - Salaried Employees	\$72,720.00	\$9,390.52	\$66,659.22	91.67%	\$6,060.78
04-400-00-5143	Workers Compensation	\$5,180.00	\$0.00	\$6,521.08	125.89%	(\$1,341.08)
04-400-00-5156	Health Insurance	\$34,200.00	\$2,878.56	\$31,952.03	93.43%	\$2,247.97
04-400-00-5157	Medical	\$945.00	\$0.00	\$605.55	64.08%	\$339.45
04-400-00-5158	Life and Disability Insurance	\$70.00	\$17.74	\$195.14	278.77%	(\$125.14)
04-400-00-5161	Social Security	\$5,775.00	\$499.20	\$4,074.93	70.56%	\$1,700.07
04-400-00-5177	Unused Sick Leave	\$1,510.00	\$0.00	\$0.00	0.00%	\$1,510.00
04-400-00-5182	Longevity	\$1,220.00	\$0.00	\$0.00	0.00%	\$1,220.00
04-400-00-5189	Vacation	\$0.00	\$0.00	\$0.00	0.00%	\$0.00
04-400-00-5191	Clothing Allowance	\$0.00	\$0.00	\$0.00	0.00%	\$0.00
04-400-00-5210	Office Supplies	\$0.00	\$0.00	\$0.00	0.00%	\$0.00
04-400-00-5211	Billing Costs	\$0.00	\$0.00	\$0.00	0.00%	\$0.00
04-400-00-5260	Minor Equipment Expense	\$0.00	\$0.00	\$0.00	0.00%	\$0.00
04-400-00-5311	Auditing Services	\$5,465.00	\$0.00	\$0.00	0.00%	\$5,465.00
04-400-00-5313	Engineering Services	\$0.00	\$0.00	\$0.00	0.00%	\$0.00
04-400-00-5314	Legal Services	\$7,500.00	\$0.00	\$2,559.00	34.12%	\$4,941.00
04-400-00-5325	Postage	\$5,000.00	\$310.00	\$2,191.13	43.82%	\$2,808.87
04-400-00-5340	Advertising and Printing	\$13,800.00	\$0.00	\$861.51	6.24%	\$12,938.49
04-400-00-5352	Insurance	\$0.00	\$0.00	\$0.00	0.00%	\$0.00
04-400-00-5370	Maintenance and Repair	\$0.00	\$0.00	\$0.00	0.00%	\$0.00
04-400-00-5420	Dues and Subscriptions	\$350.00	\$0.00	\$205.98	58.85%	\$144.02
04-400-00-5460	Training	\$1,200.00	\$0.00	\$1,117.78	93.15%	\$82.22
04-400-00-5470	General Expense	\$200.00	\$0.00	\$45.40	22.70%	\$154.60
04-400-00-5700	Equipment Purchase	\$0.00	\$0.00	\$0.00	0.00%	\$0.00
04-400-00-5830	Contribution to Retirement	\$0.00	\$0.00	\$0.00	0.00%	\$0.00
	<b>Subtotal</b>	<b>\$155,135.00</b>	<b>\$13,096.02</b>	<b>\$116,988.75</b>	<b>75.41%</b>	<b>\$38,146.25</b>
<b>Recycling Collection</b>						
04-426-00-5001	Transfer to General Fund	\$0.00	\$0.00	\$0.00	0.00%	\$0.00
04-426-00-5140	Wages- Full Time Employees	\$294,075.00	\$26,931.12	\$191,868.78	65.24%	\$102,206.22
04-426-00-5141	Wages- Seasonal Employees	\$4,650.00	\$802.50	\$5,602.50	120.48%	(\$952.50)
04-426-00-5142	Wages - Part time Employees	\$15,600.00	\$1,785.00	\$12,990.00	83.27%	\$2,610.00
04-426-00-5143	Workers Compensation	\$18,455.00	\$0.00	\$15,809.62	85.67%	\$2,645.38
04-426-00-5156	Health Insurance	\$128,075.00	\$7,895.96	\$109,694.24	85.65%	\$18,380.76
04-426-00-5157	Medical	\$4,525.00	\$0.00	\$3,353.51	74.11%	\$1,171.49
04-426-00-5158	Life and Disability Insurance	\$990.00	\$64.76	\$712.36	71.96%	\$277.64
04-426-00-5161	Social Security	\$23,760.00	\$2,475.41	\$17,857.30	75.16%	\$5,902.70
04-426-00-5163	OPEB Expense	\$15,000.00	\$0.00	\$0.00	0.00%	\$15,000.00
04-426-00-5177	Unused Sick Leave	\$2,040.00	\$0.00	\$0.00	0.00%	\$2,040.00
04-426-00-5182	Longevity	\$4,480.00	\$1,220.00	\$4,480.00	100.00%	\$0.00
04-426-00-5183	Overtime	\$13,500.00	\$824.36	\$7,926.07	58.71%	\$5,573.93
04-426-00-5184	Shift Differential	\$0.00	\$0.00	\$0.00	0.00%	\$0.00
04-426-00-5189	Vacation	\$945.00	\$0.00	\$0.00	0.00%	\$945.00
04-426-00-5190	Penison Expense- NPL	\$0.00	\$0.00	\$0.00	0.00%	\$0.00
04-426-00-5191	Uniform Allowance	\$0.00	\$0.00	\$0.00	0.00%	\$0.00
04-426-00-5211	Billing Costs	\$2,000.00	\$0.00	\$4,000.00	200.00%	(\$2,000.00)



**Town of Bloomsburg**  
**Statement of Revenues and Expenditures - Compared to Budget**  
**Year ( 2023 ) Period ( 11 )**

Page 5 of 6

12/01/2023

10:31 AM

Account	Account Description	Budget	MTD Actual	YTD Actual	% Used	Remaining
04-426-00-5231	Gas, Oil and Grease	\$22,500.00	\$718.77	\$14,410.52	64.05%	\$8,089.48
04-426-00-5232	Insurance	\$6,600.00	\$0.00	\$0.00	0.00%	\$6,600.00
04-426-00-5240	Materials and Supplies	\$9,000.00	\$191.95	\$4,100.95	45.57%	\$4,899.05
04-426-00-5242	Safety Supplies	\$400.00	\$0.00	\$337.27	84.32%	\$62.73
04-426-00-5260	Minor Equipment Expense	\$0.00	\$0.00	\$0.00	0.00%	\$0.00
04-426-00-5313	Engineering Services	\$0.00	\$0.00	\$3,923.75	0.00%	(\$3,923.75)
04-426-00-5317	Trash Removal	\$5,040.00	\$400.00	\$4,000.00	79.37%	\$1,040.00
04-426-00-5318	Compost Site Removal	\$2,000.00	\$0.00	\$0.00	0.00%	\$2,000.00
04-426-00-5320	Communications Expense	\$3,500.00	\$87.76	\$2,599.14	74.26%	\$900.86
04-426-00-5330	Vehicle Operation/Maintenance	\$5,000.00	\$0.00	\$29,862.24	597.24%	(\$24,862.24)
04-426-00-5335	Weighing and Shipping	\$17,000.00	\$917.59	\$19,485.01	114.62%	(\$2,485.01)
04-426-00-5360	Utilities	\$14,500.00	\$824.52	\$13,962.86	96.30%	\$537.14
04-426-00-5374	Equipment Maintenance	\$26,640.00	\$1,404.14	\$24,302.73	91.23%	\$2,337.27
04-426-00-5379	Baler Expense	\$10,000.00	\$1,839.06	\$11,241.92	112.42%	(\$1,241.92)
04-426-00-5380	2011 Flood Expense	\$0.00	\$0.00	\$0.00	0.00%	\$0.00
04-426-00-5384	Building and Grounds Maintenan	\$143,860.00	\$3,376.51	\$5,434.15	3.78%	\$138,425.85
04-426-00-5460	Training	\$0.00	\$0.00	\$100.00	0.00%	(\$100.00)
04-426-00-5462	Recruiting Expense	\$0.00	\$0.00	\$0.00	0.00%	\$0.00
04-426-00-5470	General Expense	\$650.00	\$123.50	\$817.18	125.72%	(\$167.18)
04-426-00-5471	Electronics Recycling Fee	\$0.00	\$0.00	\$0.00	0.00%	\$0.00
04-426-00-5610	Construction Services	\$0.00	\$0.00	\$0.00	0.00%	\$0.00
04-426-00-5700	Equipment Purchase	\$153,105.00	\$0.00	\$0.00	0.00%	\$153,105.00
04-426-00-5720	Capital Lease Payment	\$0.00	\$0.00	\$0.00	0.00%	\$0.00
04-426-00-5800	Depreciation Expense	\$91,125.00	\$0.00	\$0.00	0.00%	\$91,125.00
04-426-00-5830	Contribution to Retirement	\$0.00	\$0.00	\$0.00	0.00%	\$0.00
	<b>Subtotal</b>	<b>\$1,039,015.00</b>	<b>\$51,882.91</b>	<b>\$508,872.10</b>	<b>48.98%</b>	<b>\$530,142.90</b>
<b>Bond &amp; Note Pricipal</b>						
04-471-00-5720	Lease Payments	\$0.00	\$0.00	\$0.00	0.00%	\$0.00
	<b>Subtotal</b>	<b>\$0.00</b>	<b>\$0.00</b>	<b>\$0.00</b>	<b>0.00%</b>	<b>\$0.00</b>
<b>Miscellaneous</b>						
04-480-00-5101	Loss on Disposition of Assets	\$0.00	\$0.00	\$0.00	0.00%	\$0.00
	<b>Subtotal</b>	<b>\$0.00</b>	<b>\$0.00</b>	<b>\$0.00</b>	<b>0.00%</b>	<b>\$0.00</b>
<b>Insurance and Surety</b>						
04-486-00-5352	Insurance	\$9,230.00	\$0.00	\$0.00	0.00%	\$9,230.00
	<b>Subtotal</b>	<b>\$9,230.00</b>	<b>\$0.00</b>	<b>\$0.00</b>	<b>0.00%</b>	<b>\$9,230.00</b>
<b>Other Financing Uses</b>						
04-491-00-5100	Refund of Prior Year Revenues	\$0.00	\$0.00	\$0.00	0.00%	\$0.00
04-491-00-6100	Covid 19 Expenses	\$0.00	\$0.00	\$0.00	0.00%	\$0.00
	<b>Subtotal</b>	<b>\$0.00</b>	<b>\$0.00</b>	<b>\$0.00</b>	<b>0.00%</b>	<b>\$0.00</b>
<b>Interfund Operating Transfers</b>						
04-492-00-5001	Transfer to General Fund	\$26,000.00	\$0.00	\$26,000.00	100.00%	\$0.00
	<b>Subtotal</b>	<b>\$26,000.00</b>	<b>\$0.00</b>	<b>\$26,000.00</b>	<b>100.00%</b>	<b>\$0.00</b>

**Town of Bloomsburg**  
**Statement of Revenues and Expenditures - Compared to Budget**  
**Year ( 2023 ) Period ( 11 )**

Page 6 of 6

12/01/2023

10:31 AM

Account	Account Description	Budget	MTD Actual	YTD Actual	% Used	Remaining
Total Recycling Fund Expenditures:		\$1,229,380.00	\$64,978.93	\$651,860.85	53.02%	\$577,519.15
Total Recycling Fund Revenues:		\$1,229,380.00	\$40,484.48	\$558,320.45		\$671,059.55
Total Recycling Fund Expenditures:		\$1,229,380.00	\$64,978.93	\$651,860.85		\$577,519.15
Total Recycling Fund Fund Balance:		\$0.00	(\$24,494.45)	(\$93,540.40)		\$93,540.40

Town of Bloomsburg  
Revenue Comparison 2019, 2020, 2021, 2022, & 2023  
January - November

	2019	2020	2021	2022	2023
Real Estate - General Fund	\$ 1,427,225.58	\$ 1,395,324.97	\$ 1,721,992.92	\$ 1,728,141.89	\$ 1,823,405.93
Discount	\$ (25,204.43)	\$ (23,283.35)	\$ (31,119.92)	\$ (30,055.34)	\$ (34,546.06)
Total	\$ 1,402,021.15	\$ 1,372,041.62	\$ 1,690,873.00	\$ 1,698,086.55	\$ 1,788,859.87
Realty Transfer Tax	\$ 165,075.30	\$ 117,275.95	\$ 114,229.21	\$ 227,205.58	\$ 170,257.28
Amusement Tax	\$ 270,067.71	\$ 17,710.43	\$ 245,434.31	\$ 235,896.53	\$ 201,038.15
EIT	\$ 744,703.41	\$ 754,467.83	\$ 801,735.82	\$ 808,698.23	\$ 749,303.30
LST	\$ 301,169.67	\$ 296,574.89	\$ 260,020.88	\$ 270,227.62	\$ 229,985.74
Gross Receipts	\$ 419,714.04	\$ 392,715.79	\$ 463,077.46	\$ 448,953.48	\$ 399,098.99
<b>POLICE</b>					
Meters:					
Main Street	\$ 95,863.59	\$ 58,402.43	\$ 66,167.70	\$ 66,062.56	\$ 68,461.07
Pine Ave	\$ 18,794.20	\$ 10,545.70	\$ 12,803.35	\$ 11,670.01	\$ 9,258.56
Triangle	\$ 11,224.46	\$ 6,261.55	\$ 7,671.80	\$ 6,292.11	\$ 5,967.01
West Lot	\$ 3,552.69	\$ 1,762.80	\$ 2,610.46	\$ 2,309.40	\$ 1,206.49
East Lot	\$ 5,003.41	\$ 4,488.70	\$ 5,281.79	\$ 3,770.79	\$ 1,813.04
Library	\$ 3,970.66	\$ 2,734.20	\$ 2,862.81	\$ 2,458.40	\$ 2,309.42
2nd Street	\$ 5,633.63	\$ 4,837.47	\$ 4,771.98	\$ 2,392.23	\$ 2,397.99
East Street	-	\$ 5,500.55	\$ 5,809.61	\$ 6,956.97	\$ 4,106.99
Pango- Second Street	-	\$ 14,062.00	\$ 21,806.25	\$ 38,828.25	\$ 67,274.14
Pango - East Street	-	-	\$ 380.50	\$ 1,182.24	\$ 3,103.78
Pango - Iron Street	-	-	\$ 591.25	\$ 1,227.00	\$ 1,726.19
Pango - Center Street	-	-	\$ 582.25	\$ 1,526.75	\$ 2,208.08
Pango - S. Market Street	-	-	\$ 59.75	\$ 380.25	\$ 1,030.08
Pango - Triangle Lot	-	-	\$ 914.25	\$ 1,667.00	\$ 3,973.16
Pango - Pine Avenue	-	-	\$ 727.00	\$ 1,897.25	\$ 1,979.52
Pango - Pine Avenue North	-	-	\$ 1,275.25	\$ 3,151.00	\$ 2,788.12
Pango - Pine Avenue South	-	-	\$ 1,943.25	\$ 3,431.75	\$ 3,853.81
Pango - Library Lot	-	-	\$ 841.75	\$ 1,553.00	\$ 3,263.04
Pango - W. Pine Avenue	-	-	\$ 502.50	\$ 1,059.00	\$ 1,105.95
Pango - Main Street	-	-	\$ 2,378.50	\$ 5,618.00	\$ 10,475.38
Pango - Market Street	-	-	\$ 486.75	\$ 1,485.00	\$ 2,313.50
Pango - E. 4th Street	-	-	\$ 17.50	\$ 67.25	\$ 73.75
	\$ 144,042.64	\$ 108,595.40	\$ 140,486.25	\$ 164,986.21	\$ 200,689.07
Parking Tickets/Fines	\$ 264,259.84	\$ 217,084.74	\$ 236,832.31	\$ 262,158.66	\$ 251,018.12
Residential Permits	\$ 15,089.00	\$ 14,954.00	\$ 15,981.00	\$ 16,686.00	\$ 17,795.00
Parking Zone Permits	\$ 78,385.00	\$ 46,245.00	\$ 84,720.00	\$ 83,380.00	\$ 87,637.00
District Justice Remittances	\$ 107,178.73	\$ 63,471.61	\$ 38,712.29	\$ 37,305.12	\$ 41,186.58
Total Police	\$ 608,955.21	\$ 450,350.75	\$ 516,731.85	\$ 564,515.99	\$ 598,325.77
Total	\$ 3,911,706.49	\$ 3,401,137.26	\$ 4,092,102.53	\$ 4,253,583.98	\$ 4,136,869.10

Town of Bloomsburg  
American Rescue Plan  
Grant Spending as of November 30, 2023

Date	Description	Amount	Balance of Funds
	Grant Award	\$ 6,275,309.00	\$ 6,275,309.00
7/31/2021	#5 -Employee Hazard Pay	\$ 614,885.03	\$ 5,660,423.97
8/12/2021	#48 -Retiree Hazard Pay	\$ 18,266.06	\$ 5,642,157.91
9/01/2021	#30 -Superior Gutters - Police Station Gutters; 50% down payment	\$ 2,732.50	\$ 5,639,425.41
9/17/2021	#27- Northeastern Automated Technologies - Parking Audio System	\$ 1,326.84	\$ 5,638,098.57
9/17/2021	#18- Northeastern Automated Technologies - Police Audio System	\$ 1,166.71	\$ 5,636,931.86
9/17/2021	Borton Lawson Engineering - Floodwall	\$ 8,887.69	\$ 5,628,044.17
9/17/2021	#29 -Leaf - Plot Scanner lease payment #1	\$ 205.00	\$ 5,627,839.17
9/17/2021	#47- Dent Plumbing & Heating - Police exhaust fan - Evidence Room	\$ 1,875.50	\$ 5,625,963.67
9/28/2021	#14 -Webstaurant Store - Cold Fogger	\$ 454.49	\$ 5,625,509.18
9/28/2021	#14 -Pure and Clean LLC - Fogger cleaner	\$ 1,137.25	\$ 5,624,371.93
10/7/2021	#17 -Dent Plumbing & Heating - Police - air purification system	\$ 5,696.00	\$ 5,618,675.93
10/7/2021	#19 -Dent Plumbing & Heating - Police - dehumidifier evidence room	\$ 2,620.00	\$ 5,616,055.93
10/7/2021	#6- Dent Plumbing & Heating - Town Hall - 2nd floor AC system	\$ 9,375.00	\$ 5,606,680.93
10/12/2021	#29 -Leaf - Plot Scanner lease payment #2	\$ 205.00	\$ 5,606,475.93
10/20/2021	#23- Dent Plumbing & Heating - Heat Pump - Public Works	\$ 5,190.00	\$ 5,601,285.93
10/26/2021	#61 LIVIC Civil - Trail study	\$ 2,056.25	\$ 5,599,229.68
11/9/2021	#56 -Harbor Freight - fans - Recycling	\$ 299.98	\$ 5,598,929.70
11/9/2021	#7- Robert G. Dent Plumbing & Heating - Town Hall duct cleaning	\$ 10,175.00	\$ 5,588,754.70
11/11/2021	#55-Marinos, McDonald & Knecht - Miller Ave	\$ 375.00	\$ 5,588,379.70
11/16/2021	#29 -Leaf - Plot Scanner lease payment #3	\$ 205.00	\$ 5,588,174.70
11/30/2021	#15 -Norstar Networks - police phones	\$ 2,302.00	\$ 5,585,872.70
12/14/2021	#29 -Leaf - Plot Scanner lease payment #4	\$ 205.00	\$ 5,585,667.70
12/22/2021	#21- Dent Plumbing & Heating - Heat pump - Recycling	\$ 9,200.00	\$ 5,576,467.70
12/31/2021	#35 -LIVIC Civil - Trail study	\$ 5,706.25	\$ 5,570,761.45
12/31/2021	#55-Marinos, McDonald & Knecht - Miller Ave	\$ 600.00	\$ 5,570,161.45
12/31/2021	#55 -LIVIC Civil - Miller Ave	\$ 3,407.75	\$ 5,566,753.70
1/12/2022	#29 -Leaf - Plot Scanner lease payment #5	\$ 205.00	\$ 5,566,548.70
2/3/2022	#1- 2020 Revenue Shortfall - General Fund	\$ 564,232.09	\$ 5,002,316.61
2/3/2022	#2- 2020 Revenue Shortfall - Recycling	\$ 9,129.74	\$ 4,993,186.87
2/9/2022	#16- WTC Contracting - Roofing vents - Police	\$ 4,000.00	\$ 4,989,186.87
2/15/2022	#29 -Leaf - Plot Scanner lease payment #6	\$ 205.00	\$ 4,988,981.87
2/23/2022	#28- Northeastern Automated - Codes Audio System	\$ 791.18	\$ 4,988,190.69
3/1/2022	#61 LIVIC Civil - Trail study	\$ 3,240.00	\$ 4,984,950.69
3/8/2022	#57- Bloomsburg Theatre Ensemble - HVAC Project	\$ 117,250.00	\$ 4,867,700.69
3/16/2022	#29 -Leaf - Plot Scanner lease payment #7	\$ 205.00	\$ 4,867,495.69
3/22/2022	#30 -Superior Gutters - Police Station Gutters - final payment	\$ 2,732.50	\$ 4,864,763.19
4/12/2022	#22 -Diltz Equipment Sales - PW Fuel Tank	\$ 50,237.00	\$ 4,814,526.19
4/12/2022	#29 -Leaf - Plot Scanner lease payment #8	\$ 205.00	\$ 4,814,321.19
4/19/2022	#20 - Scott Electric - LED street light conversion	\$ 20,225.47	\$ 4,794,095.72
4/19/2022	#20- Scott Electric - Photo cells for LED street light conversion	\$ 2,550.00	\$ 4,791,545.72
4/26/2022	#9- Backstage Library Works - Council agenda minutes - 1977-2010	\$ 3,853.60	\$ 4,787,692.12
5/10/2022	#55 - LIVIC Civil - Miller Avenue	\$ 127.50	\$ 4,787,564.62
5/10/2022	#49 - LIVIC Civil - Park Walkability Plan - River Trail	\$ 7,026.25	\$ 4,780,538.37
5/10/2022	#31 - LIVIC Civil - Growing Greener	\$ 10,510.80	\$ 4,770,027.57
5/10/2022	#31 - LIVIC Civil - Growing Greener	\$ 13,893.30	\$ 4,756,134.27
5/10/2022	#31 - LIVIC Civil - Growing Greener	\$ 3,382.50	\$ 4,752,751.77
5/10/2022	#20 - Scott Electric - LED street light conversion	\$ 44,574.53	\$ 4,708,177.24
5/17/2022	#59 - Bloomsburg Public Library - 50% HVAC project	\$ 56,345.00	\$ 4,651,832.24
5/17/2022	#49 - LIVIC Civil - Park Walkability Plan - River Trail	\$ 2,427.50	\$ 4,649,404.74
5/17/2022	#55 - LIVIC Civil - Miller Avenue	\$ 322.50	\$ 4,649,082.24
5/17/2022	#49 - LIVIC Civil - Park Trail/Market Street	\$ 2,031.25	\$ 4,647,050.99

Town of Bloomsburg  
American Rescue Plan  
Grant Spending as of November 30, 2023

Date	Description	Amount	Balance of Funds
5/17/2022	#29 - Leaf - Plot Scanner lease payment #9	\$ 205.00	\$ 4,646,845.99
5/17/2022	#49 - LIVIC Civil - Park Trail/Market Street	\$ 2,460.00	\$ 4,644,385.99
5/17/2022	#31 - LIVIC Civil - Growing Greener	\$ 1,302.50	\$ 4,643,083.49
5/24/2022	#26 - Keystone Ridge Designs Inc - Recycling and Trash Bins	\$ 41,735.00	\$ 4,601,348.49
6/15/2022	#29 - Leaf - Plot Scanner lease payment #10	\$ 205.00	\$ 4,601,143.49
7/1/2022	#60 - Traffic cones for Less - bike path posts	\$ 1,326.58	\$ 4,599,816.91
7/6/2022	#60 - Safety Line LLC - Pavement markings - bike path	\$ 3,240.00	\$ 4,596,576.91
7/12/2022	#29 - Leaf - Plot Scanner lease payment #11	\$ 205.00	\$ 4,596,371.91
7/26/2022	#20 - Scott Electric - LED Eye Photocells	\$ 1,402.50	\$ 4,594,969.41
8/11/2022	#49 - LIVIC Civil - Park Trail/Market Street	\$ 2,812.50	\$ 4,592,156.91
8/11/2022	#49 - LIVIC Civil - Park Trail/Market Street	\$ 21,150.00	\$ 4,571,006.91
8/11/2022	#49 - LIVIC Civil I - Park Trail/Market Street	\$ 2,812.50	\$ 4,568,194.41
8/11/2022	#61 LIVIC Civil - Trail study	\$ 6,350.00	\$ 4,561,844.41
8/16/2022	#29 - Leaf - Plot Scanner lease payment #12	\$ 205.00	\$ 4,561,639.41
9/8/2022	#61-LIVIC Civil - River Trail	\$ 35,600.00	\$ 4,526,039.41
9/13/2022	#29 - Leaf - Plot Scanner lease payment #13	\$ 205.00	\$ 4,525,834.41
9/13/2023	#13 The Kaplan Group- Training	\$ 3,625.80	\$ 4,522,208.61
9/20/2022	#63 LOHI Consulting- 50% Parking Consulting	\$ 7,500.00	\$ 4,514,708.61
9/26/2022	#13 The Kaplan Group- Training	\$ 3,625.80	\$ 4,511,082.81
9/27/2022	#65-Azon Enterprise, Inc- Tasers	\$ 12,917.69	\$ 4,498,165.12
10/4/2022	#20- Scott Electric- LED Lights	\$ 35,475.00	\$ 4,462,690.12
10/11/2022	#64-Rekor Recognition- License Plate Reader	\$ 12,500.00	\$ 4,450,190.12
10/11/2022	#29 - Leaf - Plot Scanner lease payment #14	\$ 205.00	\$ 4,449,985.12
10/11/2022	#66 Robert C Young- Parking Lot C	\$ 12,276.91	\$ 4,437,708.21
10/25/2022	#61-LIVIC Civil - River Trail	\$ 37,233.75	\$ 4,400,474.46
11/13/2022	#61-LIVIC Civil - River Trail	\$ 40,823.54	\$ 4,359,650.92
11/13/2022	#29 - Leaf - Plot Scanner lease payment #15	\$ 205.00	\$ 4,359,445.92
11/13/2022	#49-LIVIC Civil - Park Trail/Market Street	\$ 1,398.75	\$ 4,358,047.17
12/31/2022	#66 LIVIC Civil - River trail	\$ 45,055.15	\$ 4,312,992.02
12/31/2022	#29 - Leaf - Plot Scanner lease payment #16	\$ 205.00	\$ 4,312,787.02
12/31/2022	#35- LIVIC Civil Walking Trail	\$ (2,812.50)	\$ 4,315,599.52
12/31/2022	#66 - LIVIC Civil - Parking Lot E	\$ 4,381.25	\$ 4,311,218.27
12/31/2022	#66 -LIVIC Civil - Parking Lot C	\$ 476.25	\$ 4,310,742.02
12/31/2022	#29-Leaf- Plot Scanner Lease Payment #17	\$ 205.00	\$ 4,310,537.02
12/31/2022	#61- LIVIC Civil - River Trail	\$ 50,868.25	\$ 4,259,668.77
12/31/2022	#37- Don E. Bower- Town Park Restoration	\$ 26,576.53	\$ 4,233,092.24
12/31/2022	#61- LIVIC Civil - River Trail	\$ 46,252.97	\$ 4,186,839.27
12/31/2022	#55 - LIVIC Civil - Miller Avenue	\$ 232.50	\$ 4,186,606.77
12/31/2022	#66 -LIVIC Civil - Parking Lot D	\$ 1,003.28	\$ 4,185,603.49
12/31/2022	#66 -LIVIC Civil - Parking Lot E	\$ 12,058.75	\$ 4,173,544.74
12/31/2022	#66 -LIVIC Civil - Parking Lot C	\$ 232.50	\$ 4,173,312.24
12/31/2022	#66 -LIVIC Civil - Parking Lot I	\$ 3,653.97	\$ 4,169,658.27
12/31/2022	#66 -LIVIC Civil - Parking Lot C	\$ 1,243.75	\$ 4,168,414.52
12/31/2022	#29 Leaf- Plot Scanner lease payment #18	\$ 205.00	\$ 4,168,209.52
12/31/2022	#24-Leibold Inc. Airport Heat Conversion	\$ 72,090.00	\$ 4,096,119.52
12/31/2022	#31 - LIVIC Civil - Growing Greener	\$ 2,663.75	\$ 4,093,455.77
1/17/2023	#29 Leaf- Plot Scanner lease payment #19	\$ 205.00	\$ 4,093,250.77
2/8/2023	#24-Leibold Inc. Airport Heat Conversion	\$ 44,280.00	\$ 4,048,970.77
3/14/2023	#29 Leaf- Plot Scanner lease payment #20	\$ 205.00	\$ 4,048,765.77
3/23/2023	#66 -LIVIC Civil - Parking Lot D	\$ 6,511.25	\$ 4,042,254.52
3/23/2023	#66 -LIVIC Civil - Parking Lot I	\$ 5,500.00	\$ 4,036,754.52
3/23/2023	#66 -LIVIC Civil - Parking Lot C	\$ 401.25	\$ 4,036,353.27
3/23/2023	#66 -LIVIC Civil - Parking Lot E	\$ 54,153.75	\$ 3,982,199.52

Town of Bloomsburg  
American Rescue Plan  
Grant Spending as of November 30, 2023

Date	Description	Amount	Balance of Funds
3/23/2023	#61- LIVIC Civil - River Trail	\$ 30,210.31	\$ 3,951,989.21
4/4/2023	#66- LIVIC Civil - Parking Lot E	\$ 7,395.00	\$ 3,944,594.21
4/4/2023	#61 LIVIC Civil - River Trail	\$ 14,903.00	\$ 3,929,691.21
4/4/2023	#66-LIVIC Civil - Parking Lot D	\$ 3,793.75	\$ 3,925,897.46
4/4/2023	#66-LIVIC Civil - Parking Lot I	\$ 4,656.25	\$ 3,921,241.21
4/18/2023	#29 -Leaf - Plot Scanner lease payment #21	\$ 205.00	\$ 3,921,036.21
4/24/2023	#66-LIVIC Civil - Parking Lot E	\$ 8,978.75	\$ 3,912,057.46
4/24/2023	#66- LIVIC Civil - Parking Lot I	\$ 9,202.50	\$ 3,902,854.96
4/24/2023	#66-LIVIC Civil - Parking Lot D	\$ 3,663.75	\$ 3,899,191.21
4/24/2023	#61-LIVIC Civil I- River Trail	\$ 8,181.25	\$ 3,891,009.96
5/23/2023	#61-LIVIC Civil - River Trail	\$ 29,035.00	\$ 3,861,974.96
5/23/2023	#66- LIVIC Civil - Parking Lot I	\$ 1,531.25	\$ 3,860,443.71
5/23/2023	#66-LIVIC Civil- Parking Lot D	\$ 825.00	\$ 3,859,618.71
5/23/2023	#66-LIVIC Civil- Parking Lot E	\$ 9,045.00	\$ 3,850,573.71
6/6/2023	#29 -Leaf - Plot Scanner lease payment #22	\$ 205.00	\$ 3,850,368.71
6/6/2023	#24-Leibold Inc. Airport Heat Conversion	\$ 23,390.40	\$ 3,826,978.31
7/6/2023	Northeast Tree Removal	\$ 1,600.00	\$ 3,825,378.31
7/6/2023	Northeast Tree Removal	\$ 16,000.00	\$ 3,809,378.31
7/6/2023	Northeast Tree Removal	\$ 2,075.00	\$ 3,807,303.31
7/19/2023	#61 LIVIC Civil - River Trail	\$ 8,391.25	\$ 3,798,912.06
7/19/2023	#66-LIVIC Civil - Parking Lot D	\$ 746.25	\$ 3,798,165.81
7/19/2023	#66- LIVIC Civil - Parking Lot I	\$ 8,290.00	\$ 3,789,875.81
7/19/2023	#66- LIVIC Civil - Parking Lot E	\$ 20,618.75	\$ 3,769,257.06
7/19/2023	#29 -Leaf - Plot Scanner lease payment #23	\$ 205.00	\$ 3,769,052.06
8/1/2023	#68- Sokol Quarries, Inc. -Reconstruction of catch basin	\$ 21,360.00	\$ 3,747,692.06
8/8/2023	#66- LIVIC Civil - Parking Lot I	\$ 15,138.75	\$ 3,732,553.31
8/8/2023	#61-LIVIC Civil - River Trail	\$ 8,760.00	\$ 3,723,793.31
8/8/2023	#66-LIVIC Civil- Parking Lot E	\$ 5,936.25	\$ 3,717,857.06
8/8/2023	#66 -LIVIC Civil - Parking Lot C	\$ 1,105.00	\$ 3,716,752.06
8/15/2023	#32-LIVIC Civil- MS4	\$ 225.00	\$ 3,716,527.06
8/15/2023	#29 -Leaf - Plot Scanner lease payment #24	\$ 205.00	\$ 3,716,322.06
8/28/2023	#66-LIVIC Civil- Parking Lot D	\$ 1,283.75	\$ 3,715,038.31
8/28/2023	#57- Bloomsburg Theatre Ensemble - HVAC Project	\$ 13,630.00	\$ 3,701,408.31
9/12/2023	#29 -Leaf - Plot Scanner lease payment #25	\$ 205.00	\$ 3,701,203.31
9/26/2023	#32- LIVIC Civil- MS4	\$ 1,471.25	\$ 3,699,732.06
9/26/2023	#61-LIVIC Civil I- River Trail	\$ 15,457.50	\$ 3,684,274.56
9/26/2023	#66- LIVIC Civil - Parking Lot I	\$ 685.00	\$ 3,683,589.56
9/26/2023	#66-LIVIC Civil- Parking Lot E	\$ 24,380.00	\$ 3,659,209.56
9/26/2023	#66-LIVIC Civil - Parking Lot D	\$ 6,156.25	\$ 3,653,053.31
9/26/2023	#32- LIVIC Civil- MS4	\$ 10,757.50	\$ 3,642,295.81
10/3/2023	#35- Mitchell Knorr	\$ 20,817.75	\$ 3,621,478.06
10/10/2023	#29 -Leaf - Plot Scanner lease payment #26	\$ 205.00	\$ 3,621,273.06
10/11/2023	#20-Cooper Friedman Electric	\$ 316.62	\$ 3,620,956.44
10/24/2023	#61-LIVIC Civil - River Trail	\$ 18,592.50	\$ 3,602,363.94
10/24/2023	#66- LIVIC Civil - Parking Lot I	\$ 6,290.00	\$ 3,596,073.94
10/24/2023	#32- LIVIC Civil- MS4	\$ 630.00	\$ 3,595,443.94
10/24/2023	#66-LIVIC Civil- Parking Lot E	\$ 18,259.50	\$ 3,577,184.44
10/24/2023	#66 -LIVIC Civil - Parking Lot C	\$ 157.50	\$ 3,577,026.94
10/24/2023	#66-LIVIC Civil - Parking Lot D	\$ 9,685.00	\$ 3,567,341.94
11/1/2023	#69-H & K Group- 2023 Paving	\$ 95,012.48	\$ 3,472,329.46
11/7/2023	#69-H & K Group- 2023 Paving	\$ 220,752.66	\$ 3,251,576.80
11/7/2023	#29 -Leaf - Plot Scanner lease payment #27	\$ 205.00	\$ 3,251,371.80
11/16/2023	#61 Mitchell Knorr- River trail	\$ 598,316.11	\$ 2,653,055.69

Town of Bloomsburg  
American Rescue Plan  
Grant Spending as of November 30, 2023

Date	Description	Amount	Balance of Funds
11/28/2023	#66-LIVIC Civil - Parking Lot D	\$ 3,287.50	\$ 2,649,768.19
11/28/2023	#66-LIVIC Civil- Parking Lot E	\$ 18,895.00	\$ 2,630,873.19
11/28/2023	#66- LIVIC Civil - Parking Lot I	\$ 3,076.25	\$ 2,627,796.94
11/28/2023	#32- LIVIC Civil- MS4	\$ 456.84	\$ 2,627,340.10
11/28/2023	#61-LIVIC Civil I- River Trail	\$ 21,317.50	\$ 2,606,022.60



863 Interchange Road, Kresgeville, PA 18333 • Phone 610-681-5233 • Fax 610-681-5248  
**East Office:** Bethlehem, **West Office:** Allentown, **North Office:** Kresgeville

November 20, 2023

Bloomsburg Council and Planning Commission  
(via email to Kyle Bauman, Code Enforcement Officer II: [kbauman@bloomsburgpa.org](mailto:kbauman@bloomsburgpa.org))

**RE: 2024 ENGINEERING SERVICES**

Dear Council and Planning Commission Members,

As we approach 2024, KCE would like to let you know that we feel very privileged to have the **Town of Bloomsburg** as a Client, and we would like to take this opportunity to thank you for entrusting your engineering needs to us over this last year. We sincerely look forward to working with you during the coming year and to continue our relationship for many more.

We are pleased to submit this letter of request for reappointment as the **Engineer for the Town of Bloomsburg Planning Commission**. Attached for your use, please find a copy of the KCE 2024 Professional Fee Schedule for Municipal Clients. My rate for 2024 will be **\$126.50/hour**.

As always, if you require additional information or wish to discuss this matter in more detail, please do not hesitate to contact me. Thank you!

Sincerely,  
**KEYSTONE CONSULTING ENGINEERS, INC.**

A handwritten signature in black ink, appearing to read "G. S. Haas".

Gregory S. Haas, P.E.



**2024 PROFESSIONAL FEE SCHEDULE**

	<b><u>HOURLY RATE</u></b>
PROFESSIONAL ENGINEER / PROJECT MANAGER	130.50
PROFESSIONAL LAND SURVEYOR	126.50
PROFESSIONAL GEOLOGIST	141.50
PROJECT ENGINEER / SENIOR ENGINEERING DESIGNER	126.50
ENGINEERING DESIGNER 1	105.00
ENGINEERING DESIGNER 2	114.00
ENGINEERING DESIGNER 3	123.00
REGISTERED LANDSCAPE ARCHITECT	122.50
ENGINEERING TECHNICIAN 1	83.50
ENGINEERING TECHNICIAN 2	93.00
ENGINEERING TECHNICIAN 3	98.50
DRAFTSMAN 1	58.00
DRAFTSMAN 2	66.50
GIS SPECIALIST	130.50
GIS TECHNICIAN	83.50
SEWAGE ENFORCEMENT OFFICER	117.50
ZONING SERVICES	104.50
CODE ENFORCEMENT SERVICES	83.50
CONSTRUCTION INSPECTOR	95.00
TYPIST/TECHNICIAN I	58.00
TECHNICIAN II	67.00
EXPERT TESTIMONY	211.00
FIELD SURVEY CREW (1-PERSON)	137.00
FIELD SURVEY CREW (2-PERSON)	171.00
FIELD SURVEY CREW (3-PERSON)	211.00
ELECTRONIC SURVEY EQUIPMENT	8.80
ROBOTIC SURVEY EQUIPMENT	13.30
GPS SURVEY EQUIPMENT	15.20
ALL TERRAIN VEHICLE	142.00 (Per Day)
UTILITY TERRAIN VEHICLE	218.00 (Per Day)
SOIL INFILTRATION EQUIPMENT	30.10 (Per Day)
WATER LEVEL METER	30.10 (Per Day)
TRAFFIC COUNTER	7.20
TRAFFIC MODELING SYSTEM	7.20
PRINTS	7.20 (Each)
PHOTOCOPIES	0.35 (Each)
NIGHT SHIFT DIFFERENTIAL (7PM-6AM)	15.00 (Per Hour)
OUTSIDE SERVICES	(Cost Plus 5%)

# flock safety

## Budgetary Quote

This document is for informational purposes only. Pricing is subject to change.

Bill To: 119 E 7th St Bloomsburg, Pennsylvania 18201

Ship To: 119 E 7th St Bloomsburg, Pennsylvania 18201

Billing Company Name: PA - Bloomsburg PD  
Billing Contact Name:  
Billing Email Address:  
Billing Phone:

Subscription Term: 24 Months  
Payment Terms: Net 30  
Retention Period: 30 Days  
Billing Frequency: Annual Plan - First Year Invoiced at Signing.

### Hardware and Software Products

Annual recurring amounts over subscription term

Item	Cost	Quantity	Total
Flock Safety Platform			\$36,000.00
Flock Safety LPR Products			
Flock Safety Falcon ®	Included	7	Included
Flock Safety Video Products			
Flock Safety Condor™ PTZ w/ LTE Service	Included	5	Included

### Professional Services and One Time Purchases

Item	Cost	Quantity	Total
One Time Fees			
Flock Safety Professional Services			
Professional Services - Standard Implementation Fee	\$650.00	2	\$1,300.00
Professional Services - Existing Infrastructure Implementation Fee	\$150.00	5	\$750.00
Condor Professional Services - Standard Implementation Fee	\$750.00	5	\$3,750.00

Subtotal Year 1:	\$41,800.00
Annual Recurring Subtotal:	\$36,000.00
Estimated Tax:	
Contract Total:	\$77,800.00

Taxes shown above are provided as an estimate. Actual taxes are the responsibility of the Customer. This is not an invoice – this document is a non-binding proposal for informational purposes only. Pricing is subject to change.

Billing Schedule	Amount (USD)
<b>Year 1</b>	
At Contract Signing	\$41,800.00
<b>Annual Recurring after Year 1</b>	\$36,000.00
<b>Contract Total</b>	\$77,800.00

\*Tax not included

Product and Services Description

Flock Safety Platform Items	Product Description
Flock Safety Falcon ®	An infrastructure-free license plate reader camera that utilizes Vehicle Fingerprint® technology to capture vehicular attributes.
Flock Safety Condor™	Flock's pan, tilt, zoom (PTZ) or fixed cameras which capture video footage with the option to stream live video, capture and view video recordings, and upload videos.
One-Time Fees	Service Description
Installation on existing infrastructure	One-time Professional Services engagement. Includes site & safety assessment, camera setup & testing, and shipping & handling in accordance with the Flock Safety Advanced Implementation Service Brief.
Professional Services - Standard Implementation Fee	One-time Professional Services engagement. Includes site and safety assessment, camera setup and testing, and shipping and handling in accordance with the Flock Safety Standard Implementation Service Brief.
Professional Services - Advanced Implementation Fee	One-time Professional Services engagement. Includes site & safety assessment, camera setup & testing, and shipping & handling in accordance with the Flock Safety Advanced Implementation Service Brief.

FlockOS Features & Description

Package: Community

FlockOS Features	Description
------------------	-------------